





*Versa Fittings & Mfg. Inc.*

*Black Malleable & Galvanized Pipe Fittings  
Raccords De Fonte Malléables & Galvanisés  
Catalogue # 895*



 **WARNING**

**FAILURE OR IMPROPER USE OR IMPROPER SELECTION OF THE PRODUCTS DESCRIBED HEREIN OR RELATED ITEMS CAN CAUSE DEATH, PERSONAL INJURY AND PROPERTY DAMAGE.**

This catalogue provides product options for further investigation by users having technical expertise. It is important that you analyse all aspects of your application and review the information concerning these products in this catalogue. Due to the wide variety of applications and operation conditions for these products, the user, through their own analysis and testing, is solely responsible for making the final selection of the product and assuring that all performance, safety and warning requirements of the application are met. The products as described herein, including without limitation, product characteristics, specifications and availability, are subject to change by Versa Fittings & Mfg. Inc. at any time without notice.

***NOTICE***

All line drawings in catalogue # 895 are displayed solely to assist in product identification. If a specific pattern or dimension is required please contact our local office for verification before ordering the product.

***TERMS AND CONDITIONS OF SALE***

***Warranty***

Liability for goods found defective, through faults of materials or workmanship, is limited to the replacement or repair of defective product returned within 60 days of purchase. If replacement is not possible, a credit will be issued at the invoice price.  
Under no circumstances will we allow charges for labour, expenses, or consequential damages.

***Pricing***

All pricing is subject to change without notice. Versa Fittings & Mfg. Inc. reserves the right to ship all orders on the basis of the price in effect at the time of shipment.

***Returns***

A return authorization number must be issued by us before any returns will be accepted. Please contact our order desk for assistance in this regard.

***Shortages***

Claims for shortages will not be allowed unless made within 10 days of receipt of the merchandise.

***Specials***

Orders for special parts are nonreturnable. Cancellation of an order may result in charges for tooling, engineering and labour already performed. We reserve the right to ship 10% over or under the order quantity.

***Minimum Invoice***

Our net minimum invoice value is \$50.00 CDN. or \$500.00 U.S

***Acceptance***

All orders given to, or accepted by our representatives are subject to credit approval and acceptance by our office. Sales and agreements made by us are contingent upon strikes, fires, accidents and other causes beyond our control.

***Payment***

1%-10 Days, Net 30 Days.

***Freight***

F.O.B. our warehouse.


***Part Numbers***

To expedite the handling of your orders, please use the part numbers listed in our Catalogue.


# Black Malleable Pipe Fittings

## Raccords de fonte Malléables

( standard 150 lbs )

<p><b>90° Elbow</b> <b>Coude 90°</b></p> 	<p><b>Part No</b> <b>No. de Piece</b></p>	<p><b>Pipe Size</b> <b>Dimension</b> <b>du Tuyau</b></p>	<p><b>Box</b> <b>Boite</b></p>	<p><b>Carton</b> <b>Caisse</b></p>
	MP100-A	1/8	50	600
	MP100-B	1/4	35	420
	MP100-C	3/8	45	540
	MP100-D	1/2	50	400
	MP100-E	3/4	35	210
	MP100-F	1	20	120
	MP100-G	1-1/4	20	80
	MP100-H	1-1/2	10	60
	MP100-I	2	8	32
	MP100-J	2-1/2	6	18
	MP100-K	3	7	14
	MP100-L	4	-	6



  

<p><b>90° Reducing Elbow</b> <b>Coude 90° Réducteur</b></p>  <p><i>Other sizes of reducing elbows are available, please contact our order department for price and availability.</i> <i>Les coudes réducteurs sont disponibles en d'autres dimensions. Priere de contacter notre bureau de commande pour prix et livraison.</i></p>	<p><b>Part No</b> <b>No. de Piece</b></p>	<p><b>Pipe Size</b> <b>Dimension</b> <b>du Tuyau</b></p>	<p><b>Box</b> <b>Boite</b></p>	<p><b>Carton</b> <b>Caisse</b></p>
	MP100-BA	1/4 X 1/8	40	480
	MP100-CA	3/8 X 1/8	70	840
	MP100-CB	3/8 X 1/4	60	720
	MP100-DA	1/2 X 1/8	40	480
	MP100-DB	1/2 X 1/4	40	480
	MP100-DC	1/2 X 3/8	50	400
	MP100-EA	3/4 X 1/8	50	400
	MP100-EB	3/4 X 1/4	40	320
	MP100-EC	3/4 X 3/8	25	300
	MP100-ED	3/4 X 1/2	30	240
	MP100-FB	1 X 1/4	40	240
	MP100-FC	1 X 3/8	40	240
	MP100-FD	1 X 1/2	30	180
	MP100-FE	1 X 3/4	25	150
	MP100-GD	1-1/4 X 1/2	35	140
	MP100-GE	1-1/4 X 3/4	15	120
	MP100-GF	1-1/4 X 1	10	80
	MP100-HC	1-1/2 X 3/8	30	120
	MP100-HD	1-1/2 X 1/2	25	100
	MP100-HE	1-1/2 X 3/4	15	90
	MP100-HF	1-1/2 X 1	10	80
	MP100-HG	1-1/2 X 1-1/4	15	60
	MP100-ID	2 X 1/2	15	60
	MP100-IE	2 X 3/4	10	60
	MP100-IF	2 X 1	14	56
	MP100-IG	2 X 1-1/4	10	40
	MP100-IH	2 X 1-1/2	10	40
	MP100-JF	2-1/2 X 1	8	32
	MP100-JG	2-1/2 X 1-1/4	8	24
	MP100-JH	2-1/2 X 1-1/2	8	24
	MP100-JI	2-1/2 X 2	8	24
	MP100-KH	3 X 1-1/2	5	20
	MP100-KI	3 X 2	6	18
	MP100-KJ	3 X 2-1/2	8	16

# Black Malleable Pipe Fittings

## Raccords de fonte Malléables

( standard 150 lbs )

Tee Té	Part No <u>No. de Piece</u>	Pipe Size <u>Dimension</u> <u>du Tuyau</u>	Box <u>Boite</u>	Carton <u>Caisse</u>
	MP101-A	1/8	80	960
	MP101-B	1/4	50	600
	MP101-C	3/8	30	360
	MP101-D	1/2	40	240
	MP101-E	3/4	35	140
	MP101-F	1	20	80
	MP101-G	1-1/4	14	56
	MP101-H	1-1/2	15	45
	MP101-I	2	10	30
	MP101-J	2-1/2	8	16
	MP101-K	3	6	12
	MP101-L	4	-	6
	<p><b>Reducing Tee</b> ( reducing or increasing on the branch ) <b>Té Réducteur</b> ( réduisant ou augmentant sur le branchement )</p>	<p><b>Part No</b> <u>No. de Piece</u></p>	<p><b>Pipe Size</b> <u>Dimension</u> <u>du Tuyau</u></p>	<p><b>Box</b> <u>Boite</u></p>
		<p><b>A</b>      <b>B</b>      <b>C</b></p>		
	MP101-BA	1/4      1/4      1/8	40	480
	MP101-CB	3/8      3/8      1/4	40	480
	MP101-DB	1/2      1/2      1/4	25	300
	MP101-DC	1/2      1/2      3/8	45	270
	MP101-DE	1/2      1/2      3/4	30	180
	MP101-DF	1/2      1/2      1	40	160
	MP101-DG	1/2      1/2      1-1/4	25	100
	MP101-DH	1/2      1/2      1-1/2	20	80
	MP101-EB	3/4      3/4      1/4	25	200
	MP101-EC	3/4      3/4      3/8	30	180
	MP101-ED	3/4      3/4      1/2	30	180
	MP101-EF	3/4      3/4      1	20	120
	MP101-EG	3/4      3/4      1-1/4	25	100
	MP101-FB	1      1      1/4	25	150
	MP101-FC	1      1      3/8	20	120
	MP101-FD	1      1      1/2	15	120
	MP101-FE	1      1      3/4	25	100
	MP101-FG	1      1      1-1/4	15	60
	MP101-FH	1      1      1-1/2	15	60
	MP101-FI	1      1      2	12	48
	MP101-GC	1-1/4      1-1/4      3/8	20	80
	MP101-GD	1-1/4      1-1/4      1/2	20	80
	MP101-GE	1-1/4      1-1/4      3/4	12	72
	MP101-GF	1-1/4      1-1/4      1	16	64
	MP101-GH	1-1/4      1-1/4      1-1/2	14	56
	MP101-GI	1-1/4      1-1/4      2	10	40
	MP101-HD	1-1/2      1-1/2      1/2	18	72
	MP101-HE	1-1/2      1-1/2      3/4	10	60
	MP101-HF	1-1/2      1-1/2      1	13	52
	MP101-HG	1-1/2      1-1/2      1-1/4	15	45
	MP101-HI	1-1/2      1-1/2      2	8	32
	MP101-IE	2      2      3/4	10	40
	MP101-IF	2      2      1	12	36
	MP101-IG	2      2      1-1/4	8	32
	MP101-IH	2      2      1-1/2	8	32
	MP101-JI	2-1/2      2-1/2      2	8	16

# Black Malleable Pipe Fittings

## Raccords de fonte Malléables

( standard 150 lbs )

**Reducing Tee**  
( reducing or increasing  
on run and  
branch )

**Té Réducteur**  
( réduisant ou augmentant  
sur le branchement  
ou le collecteur )






**Other sizes of reducing tees  
are available, please contact our  
order department for price and  
availability.**  
**Les té réducteurs sont disponibles  
en d'autres dimensions. Priere de  
contacter notre bureau de  
commande pour prix et livraison.**

<u>Part No</u> <u>No. de Piece</u>	<u>Pipe Size</u> <u>Dimension</u> <u>du Tuyau</u>			<u>Box</u> <u>Boite</u>	<u>Carton</u> <u>Caisse</u>
	<u>A</u>	<u>B</u>	<u>C</u>		
MP101-EDD	3/4	1/2	1/2	30	180
MP101-EDE	3/4	1/2	3/4	40	160
MP101-EDF	3/4	1/2	1	35	140
MP101-FDD	1	1/2	1/2	20	120
MP101-FDE	1	1/2	3/4	20	120
MP101-FDF	1	1/2	1	15	90
MP101-FED	1	3/4	1/2	20	120
MP101-FEE	1	3/4	3/4	25	100
MP101-FEF	1	3/4	1	15	90
MP101-GDD	1-1/4	1/2	1/2	25	100
MP101-GDE	1-1/4	1/2	3/4	25	100
MP101-GDF	1-1/4	1/2	1	20	80
MP101-GDG	1-1/4	1/2	1-1/4	10	60
MP101-GED	1-1/4	3/4	1/2	25	100
MP101-GEE	1-1/4	3/4	3/4	10	80
MP101-GEF	1-1/4	3/4	1	10	80
MP101-GEG	1-1/4	3/4	1-1/4	10	60
MP101-GFD	1-1/4	1	1/2	18	72
MP101-GFE	1-1/4	1	3/4	18	72
MP101-GFF	1-1/4	1	1	18	72
MP101-GFG	1-1/4	1	1-1/4	10	60
MP101-HDH	1-1/2	1/2	1-1/2	12	48
MP101-HDG	1-1/2	1/2	1-1/4	15	60
MP101-HED	1-1/2	3/4	1/2	20	80
MP101-HEE	1-1/2	3/4	3/4	20	80
MP101-HEF	1-1/2	3/4	1	18	72
MP101-HEG	1-1/2	3/4	1-1/4	15	60
MP101-HEH	1-1/2	3/4	1-1/2	12	48
MP101-HFE	1-1/2	1	3/4	15	60
MP101-HFF	1-1/2	1	1	15	60
MP101-HFG	1-1/2	1	1-1/4	14	56
MP101-HFH	1-1/2	1	1-1/2	14	56
MP101-HGE	1-1/2	1-1/4	3/4	8	64
MP101-HGF	1-1/2	1-1/4	1	14	56
MP101-HGG	1-1/2	1-1/4	1-1/4	12	48
MP101-HGH	1-1/2	1-1/4	1-1/2	10	40
MP101-IDD	2	1/2	1/2	12	48
MP101-IDI	2	1/2	2	8	32
MP101-IEI	2	3/4	2	8	32
MP101-IEE	2	3/4	3/4	12	48
MP101-IFE	2	1	3/4	12	48
MP101-IFF	2	1	1	12	48
MP101-IFG	2	1	1-1/4	10	40
MP101-IFH	2	1	1-1/2	10	40
MP101-IGI	2	1-1/4	2	13	26
MP101-IGG	2	1-1/4	1-1/4	6	36
MP101-IGH	2	1-1/4	1-1/2	8	32
MP101-IHD	2	1-1/2	1/2	10	40
MP101-IHI	2	1-1/2	2	10	20
MP101-IHH	2	1-1/2	1-1/2	8	32

# Black Malleable Pipe Fittings

## Raccords de fonte Malléables




( standard 150 lbs )

<p><b>Cross</b> <b>Croix</b></p> 	<p><b>Part No</b> <b>No. de Piece</b></p>	<p><b>Pipe Size</b> <b>Dimension</b> <b>du Tuyau</b></p>	<p><b>Box</b> <b>Boite</b></p>	<p><b>Carton</b> <b>Caisse</b></p>
	MP102-A	1/8	30	360
	MP102-B	1/4	40	480
	MP102-C	3/8	25	300
	MP102-D	1/2	30	180
	MP102-E	3/4	20	120
	MP102-F	1	15	60
	MP102-G	1-1/4	20	40
	MP102-H	1-1/2	18	36
	MP102-I	2	10	20
	MP102-J	2-1/2	-	12
	MP102-K	3	-	8
	MP102-L	4	-	4
<p><b>Coupling</b> <b>Raccord d'Accouplement</b></p> 	<p><b>Part No</b> <b>No. de Piece</b></p>	<p><b>Pipe Size</b> <b>Dimension</b> <b>du Tuyau</b></p>	<p><b>Box</b> <b>Boite</b></p>	<p><b>Carton</b> <b>Caisse</b></p>
	MP103-A	1/8	70	840
	MP103-B	1/4	40	480
	MP103-C	3/8	50	600
	MP103-D	1/2	40	480
	MP103-E	3/4	50	300
	MP103-F	1	25	150
	MP103-G	1-1/4	16	128
	MP103-H	1-1/2	18	72
	MP103-I	2	12	48
	MP103-J	2-1/2	8	32
	MP103-K	3	8	24
	MP103-L	4	7	14
<p><b>Union</b> <b>( brass seat )</b> <b>Raccord Union</b> <b>( siege en laiton )</b></p> 	<p><b>Part No</b> <b>No. de Piece</b></p>	<p><b>Pipe Size</b> <b>Dimension</b> <b>du Tuyau</b></p>	<p><b>Box</b> <b>Boite</b></p>	<p><b>Carton</b> <b>Caisse</b></p>
	MP104-A	1/8	30	360
	MP104-B	1/4	20	240
	MP104-C	3/8	20	240
	MP104-D	1/2	50	200
	MP104-E	3/4	35	140
	MP104-F	1	20	80
	MP104-G	1-1/4	15	60
	MP104-H	1-1/2	10	40
	MP104-I	2	6	24
	MP104-J	2-1/2	8	16
	MP104-K	3	7	14
	MP104-L	4	-	7

# Black Malleable Pipe Fittings

## Raccords de fonte Malléables


( standard 150 lbs )

<p style="text-align: center;"><b>45° Elbow</b> <b>Coude 45°</b></p> 	<table border="1"> <thead> <tr> <th style="text-align: center;"><u>Part No</u> <u>No. de Piece</u></th> <th style="text-align: center;"><u>Pipe Size</u> <u>Dimension</u> <u>du Tuyau</u></th> <th style="text-align: center;"><u>Box</u> <u>Boite</u></th> <th style="text-align: center;"><u>Carton</u> <u>Caisse</u></th> </tr> </thead> <tbody> <tr><td>MP105-A</td><td>1/8</td><td>50</td><td>600</td></tr> <tr><td>MP105-B</td><td>1/4</td><td>30</td><td>360</td></tr> <tr><td>MP105-C</td><td>3/8</td><td>30</td><td>360</td></tr> <tr><td>MP105-D</td><td>1/2</td><td>50</td><td>400</td></tr> <tr><td>MP105-E</td><td>3/4</td><td>40</td><td>240</td></tr> <tr><td>MP105-F</td><td>1</td><td>20</td><td>120</td></tr> <tr><td>MP105-G</td><td>1-1/4</td><td>20</td><td>80</td></tr> <tr><td>MP105-H</td><td>1-1/2</td><td>10</td><td>60</td></tr> <tr><td>MP105-I</td><td>2</td><td>12</td><td>36</td></tr> <tr><td>MP105-J</td><td>2-1/2</td><td>9</td><td>27</td></tr> <tr><td>MP105-K</td><td>3</td><td>10</td><td>20</td></tr> <tr><td>MP105-L</td><td>4</td><td>-</td><td>6</td></tr> </tbody> </table>	<u>Part No</u> <u>No. de Piece</u>	<u>Pipe Size</u> <u>Dimension</u> <u>du Tuyau</u>	<u>Box</u> <u>Boite</u>	<u>Carton</u> <u>Caisse</u>	MP105-A	1/8	50	600	MP105-B	1/4	30	360	MP105-C	3/8	30	360	MP105-D	1/2	50	400	MP105-E	3/4	40	240	MP105-F	1	20	120	MP105-G	1-1/4	20	80	MP105-H	1-1/2	10	60	MP105-I	2	12	36	MP105-J	2-1/2	9	27	MP105-K	3	10	20	MP105-L	4	-	6
<u>Part No</u> <u>No. de Piece</u>	<u>Pipe Size</u> <u>Dimension</u> <u>du Tuyau</u>	<u>Box</u> <u>Boite</u>	<u>Carton</u> <u>Caisse</u>																																																		
MP105-A	1/8	50	600																																																		
MP105-B	1/4	30	360																																																		
MP105-C	3/8	30	360																																																		
MP105-D	1/2	50	400																																																		
MP105-E	3/4	40	240																																																		
MP105-F	1	20	120																																																		
MP105-G	1-1/4	20	80																																																		
MP105-H	1-1/2	10	60																																																		
MP105-I	2	12	36																																																		
MP105-J	2-1/2	9	27																																																		
MP105-K	3	10	20																																																		
MP105-L	4	-	6																																																		
<p style="text-align: center;"><b>Street Tee</b> <b>Té Male - Femelle</b></p> 	<table border="1"> <thead> <tr> <th style="text-align: center;"><u>Part No</u> <u>No. de Piece</u></th> <th style="text-align: center;"><u>Pipe Size</u> <u>Dimension</u> <u>du Tuyau</u></th> <th style="text-align: center;"><u>Box</u> <u>Boite</u></th> <th style="text-align: center;"><u>Carton</u> <u>Caisse</u></th> </tr> </thead> <tbody> <tr><td>MP107-B</td><td>1/4</td><td>50</td><td>600</td></tr> <tr><td>MP107-C</td><td>3/8</td><td>30</td><td>360</td></tr> <tr><td>MP107-D</td><td>1/2</td><td>40</td><td>240</td></tr> <tr><td>MP107-E</td><td>3/4</td><td>35</td><td>140</td></tr> <tr><td>MP107-F</td><td>1</td><td>20</td><td>80</td></tr> <tr><td>MP107-G</td><td>1-1/4</td><td>14</td><td>56</td></tr> <tr><td>MP107-H</td><td>1-1/2</td><td>15</td><td>45</td></tr> <tr><td>MP107-I</td><td>2</td><td>10</td><td>30</td></tr> </tbody> </table>	<u>Part No</u> <u>No. de Piece</u>	<u>Pipe Size</u> <u>Dimension</u> <u>du Tuyau</u>	<u>Box</u> <u>Boite</u>	<u>Carton</u> <u>Caisse</u>	MP107-B	1/4	50	600	MP107-C	3/8	30	360	MP107-D	1/2	40	240	MP107-E	3/4	35	140	MP107-F	1	20	80	MP107-G	1-1/4	14	56	MP107-H	1-1/2	15	45	MP107-I	2	10	30																
<u>Part No</u> <u>No. de Piece</u>	<u>Pipe Size</u> <u>Dimension</u> <u>du Tuyau</u>	<u>Box</u> <u>Boite</u>	<u>Carton</u> <u>Caisse</u>																																																		
MP107-B	1/4	50	600																																																		
MP107-C	3/8	30	360																																																		
MP107-D	1/2	40	240																																																		
MP107-E	3/4	35	140																																																		
MP107-F	1	20	80																																																		
MP107-G	1-1/4	14	56																																																		
MP107-H	1-1/2	15	45																																																		
MP107-I	2	10	30																																																		
<p style="text-align: center;"><b>Floor Flange</b> <b>Bride</b></p> 	<table border="1"> <thead> <tr> <th style="text-align: center;"><u>Part No</u> <u>No. de Piece</u></th> <th style="text-align: center;"><u>Pipe Size</u> <u>Dimension</u> <u>du Tuyau</u></th> <th style="text-align: center;"><u>Box</u> <u>Boite</u></th> <th style="text-align: center;"><u>Carton</u> <u>Caisse</u></th> </tr> </thead> <tbody> <tr><td>MPF-D</td><td>1/2</td><td>25</td><td>200</td></tr> <tr><td>MPF-E</td><td>3/4</td><td>20</td><td>160</td></tr> <tr><td>MPF-F</td><td>1</td><td>20</td><td>120</td></tr> <tr><td>MPF-G</td><td>1-1/4</td><td>15</td><td>90</td></tr> <tr><td>MPF-H</td><td>1-1/2</td><td>12</td><td>72</td></tr> <tr><td>MPF-I</td><td>2</td><td>8</td><td>48</td></tr> </tbody> </table>	<u>Part No</u> <u>No. de Piece</u>	<u>Pipe Size</u> <u>Dimension</u> <u>du Tuyau</u>	<u>Box</u> <u>Boite</u>	<u>Carton</u> <u>Caisse</u>	MPF-D	1/2	25	200	MPF-E	3/4	20	160	MPF-F	1	20	120	MPF-G	1-1/4	15	90	MPF-H	1-1/2	12	72	MPF-I	2	8	48																								
<u>Part No</u> <u>No. de Piece</u>	<u>Pipe Size</u> <u>Dimension</u> <u>du Tuyau</u>	<u>Box</u> <u>Boite</u>	<u>Carton</u> <u>Caisse</u>																																																		
MPF-D	1/2	25	200																																																		
MPF-E	3/4	20	160																																																		
MPF-F	1	20	120																																																		
MPF-G	1-1/4	15	90																																																		
MPF-H	1-1/2	12	72																																																		
MPF-I	2	8	48																																																		


# Black Malleable Pipe Fittings

## Raccords de fonte Malléables

( standard 150 lbs )

<p><b>Cap</b> <b>Bouchon</b></p> 	<p><b>Part No</b> <b><u>No. de Piece</u></b></p>	<p><b>Pipe Size</b> <b><u>Dimension</u></b> <b><u>du Tuyau</u></b></p>	<p><b>Box</b> <b><u>Boîte</u></b></p>	<p><b>Carton</b> <b><u>Caisse</u></b></p>
	MP108-A	1/8	120	1,440
	MP108-B	1/4	80	960
	MP108-C	3/8	60	720
	MP108-D	1/2	75	900
	MP108-E	3/4	40	480
	MP108-F	1	35	280
	MP108-G	1-1/4	25	200
	MP108-H	1-1/2	25	150
	MP108-I	2	18	108
	MP108-J	2-1/2	28	56
	MP108-K	3	21	42
	MP108-L	4	7	21

<p><b>Square Head Plug</b> <b>Bouchon a Tete Carrée</b></p> 	<p><b>Part No</b> <b><u>No. de Piece</u></b></p>	<p><b>Pipe Size</b> <b><u>Dimension</u></b> <b><u>du Tuyau</u></b></p>	<p><b>Box</b> <b><u>Boîte</u></b></p>	<p><b>Carton</b> <b><u>Caisse</u></b></p>
	MP109-A	1/8	300	3,600
	MP109-B	1/4	150	1,800
	MP109-C	3/8	100	1,200
	MP109-D	1/2	50	600
	MP109-E	3/4	30	360
	MP109-F	1	20	240
	MP109-G	1-1/4	40	240
	MP109-H	1-1/2	30	180
	MP109-I	2	20	120
	MP109-J	2-1/2	16	64
	MP109-K	3	16	48
	MP109-L	4	8	16

# Black Malleable Pipe Fittings

## Raccords de fonte Malléables

( standard 150 lbs )

**Bushing**  
**Bague Male - Female**



<u>Part No</u> <u>No. de Piece</u>	<u>Pipe Size</u> <u>Dimension</u> <u>du Tuyau</u>	<u>Box</u> <u>Boite</u>	<u>Carton</u> <u>Caisse</u>
MP110-BA	1/4 X 1/8	120	1,440
MP110-CA	3/8 X 1/8	75	900
MP110-CB	3/8 X 1/4	75	900
MP110-DA	1/2 X 1/8	100	1,200
MP110-DB	1/2 X 1/4	100	1,200
MP110-DC	1/2 X 3/8	100	1,200
MP110-EA	3/4 X 1/8	50	600
MP110-EB	3/4 X 1/4	50	600
MP110-EC	3/4 X 3/8	50	600
MP110-ED	3/4 X 1/2	50	600
MP110-FA	1 X 1/8	50	400
MP110-FB	1 X 1/4	50	400
MP110-FC	1 X 3/8	50	400
MP110-FD	1 X 1/2	50	400
MP110-FE	1 X 3/4	50	400
MP110-GA	1-1/4 X 1/8	30	240
MP110-GB	1-1/4 X 1/4	30	240
MP110-GC	1-1/4 X 3/8	30	240
MP110-GD	1-1/4 X 1/2	30	240
MP110-GE	1-1/4 X 3/4	30	240
MP110-GF	1-1/4 X 1	30	240
MP110-HB	1-1/2 X 1/4	25	150
MP110-HC	1-1/2 X 3/8	25	150
MP110-HD	1-1/2 X 1/2	25	150
MP110-HE	1-1/2 X 3/4	25	150
MP110-HF	1-1/2 X 1	25	150
MP110-HG	1-1/2 X 1-1/4	25	150
MP110-IC	2 X 3/8	20	120
MP110-ID	2 X 1/2	20	120
MP110-IE	2 X 3/4	20	120
MP110-IF	2 X 1	20	120
MP110-IG	2 X 1-1/4	20	120
MP110-IH	2 X 1-1/2	20	120
MP110-JF	2-1/2 X 1	15	60
MP110-JG	2-1/2 X 1-1/4	15	60
MP110-JH	2-1/2 X 1-1/2	15	60
MP110-JI	2-1/2 X 2	15	60
MP110-KF	3 X 1	12	48
MP110-KG	3 X 1-1/4	12	48
MP110-KH	3 X 1-1/2	12	48
MP110-KI	3 X 2	12	48
MP110-KJ	3 X 2-1/2	12	48
MP110-LF	4 X 1	5	20
MP110-LG	4 X 1-1/4	5	20
MP110-LH	4 X 1-1/2	5	20
MP110-LI	4 X 2	5	20
MP110-LJ	4 X 2-1/2	5	20
MP110-LK	4 X 3	5	20

# ***Black Malleable Pipe Fittings***

## ***Raccords de fonte Malléables***

***( standard 150 lbs )***

### ***Locknut Écrou de Sureté***




<b><i>Part No <u>No. de Piece</u></i></b>	<b><i>Pipe Size <u>Dimension du Tuyau</u></i></b>	<b><i>Box <u>Boîte</u></i></b>	<b><i>Carton <u>Caisse</u></i></b>
MP111-D	1/2	100	1,200
MP111-E	3/4	60	720
MP111-F	1	40	480
MP111-G	1-1/4	30	360
MP111-H	1-1/2	45	270
MP111-I	2	25	150
MP111-K	3	20	60
MP111-L	4	7	28

***Schedule 80, threaded one end and other lengths of pipe nipples are available. Please contact our order department for price and availability.***

***Programme 80, fileté a un bout et autres dimensions de mamelons sont disponibles. Priere de contacter notre bureau de commande pour prix et livraison.***

### ***Close Nipple Mamelon Court***



<b><i>Part No <u>No. de Piece</u></i></b>	<b><i>Pipe Size <u>Dimension du Tuyau</u></i></b>	<b><i>Box <u>Boîte</u></i></b>
MP112-A	1/8	25
MP112-B	1/4	25
MP112-C	3/8	25
MP112-D	1/2	25
MP112-E	3/4	25
MP112-F	1	25
MP112-G	1-1/4	25
MP112-H	1-1/2	25
MP112-I	2	25
MP112-J	2-1/2	25
MP112-K	3	25
MP112-L	4	25

# *Long Black Pipe Nipples*

## *Mamelon de Fonte Malléable*



<i>1/8" Pipe Size 1/8" Tuyau</i>		<i>1/4" Pipe Size 1/4" Tuyau</i>		<i>3/8" Pipe Size 3/8" Tuyau</i>	
<i>Part No No. de Piece</i>	<i>Length Longueur</i>	<i>Part No No. de Piece</i>	<i>Length Longueur</i>	<i>Part No No. de Piece</i>	<i>Length Longueur</i>
MP113-A1½	1-1/2	MP113-B1½	1-1/2	MP113-C1½	1-1/2
MP113-A2	2	MP113-B2	2	MP113-C2	2
MP113-A2½	2-1/2	MP113-B2½	2-1/2	MP113-C2½	2-1/2
MP113-A3	3	MP113-B3	3	MP113-C3	3
MP113-A3½	3-1/2	MP113-B3½	3-1/2	MP113-C3½	3-1/2
MP113-A4	4	MP113-B4	4	MP113-C4	4
MP113-A4½	4-1/2	MP113-B4½	4-1/2	MP113-C4½	4-1/2
MP113-A5	5	MP113-B5	5	MP113-C5	5
MP113-A5½	5-1/2	MP113-B5½	5-1/2	MP113-C5½	5-1/2
MP113-A6	6	MP113-B6	6	MP113-C6	6
MP113-A7	7	MP113-B7	7	MP113-C7	7
MP113-A8	8	MP113-B8	8	MP113-C8	8
MP113-A9	9	MP113-B9	9	MP113-C9	9
MP113-A10	10	MP113-B10	10	MP113-C10	10
MP113-A11	11	MP113-B11	11	MP113-C11	11
MP113-A12	12	MP113-B12	12	MP113-C12	12

<i>1/2" Pipe Size 1/2" Tuyau</i>		<i>3/4" Pipe Size 3/4" Tuyau</i>		<i>1" Pipe Size 1" Tuyau</i>	
<i>Part No No. de Piece</i>	<i>Length Longueur</i>	<i>Part No No. de Piece</i>	<i>Length Longueur</i>	<i>Part No No. de Piece</i>	<i>Length Longueur</i>
MP113-D1½	1-1/2	MP113-E1½	1-1/2	MP113-F2	2
MP113-D2	2	MP113-E2	2	MP113-F2½	2-1/2
MP113-D2½	2-1/2	MP113-E2½	2-1/2	MP113-F3	3
MP113-D3	3	MP113-E3	3	MP113-F3½	3-1/2
MP113-D3½	3-1/2	MP113-E3½	3-1/2	MP113-F4	4
MP113-D4	4	MP113-E4	4	MP113-F4½	4-1/2
MP113-D4½	4-1/2	MP113-E4½	4-1/2	MP113-F5	5
MP113-D5	5	MP113-E5	5	MP113-F5½	5-1/2
MP113-D5½	5-1/2	MP113-E5½	5-1/2	MP113-F6	6
MP113-D6	6	MP113-E6	6	MP113-F7	7
MP113-D7	7	MP113-E7	7	MP113-F8	8
MP113-D8	8	MP113-E8	8	MP113-F9	9
MP113-D9	9	MP113-E9	9	MP113-F10	10
MP113-D10	10	MP113-E10	10	MP113-F11	11
MP113-D11	11	MP113-E11	11	MP113-F12	12
MP113-D12	12	MP113-E12	12		

# *Long Black Pipe Nipples*

## *Mamelon de Fonte Malléable*






<i>1-1/4" Pipe Size</i> <i>1-1/4" Tuyau</i>		<i>1-1/2" Pipe Size</i> <i>1-1/2" Tuyau</i>		<i>2" Pipe Size</i> <i>2" Tuyau</i>	
<i>Part No</i> <u><i>No. de Piece</i></u>	<i>Length</i> <u><i>Longueur</i></u>	<i>Part No</i> <u><i>No. de Piece</i></u>	<i>Length</i> <u><i>Longueur</i></u>	<i>Part No</i> <u><i>No. de Piece</i></u>	<i>Length</i> <u><i>Longueur</i></u>
MP113-G2	2	MP113-H2	2	MP113-I2½	2-1/2
MP113-G2½	2-1/2	MP113-H2½	2-1/2	MP113-I3	3
MP113-G3	3	MP113-H3	3	MP113-I3½	3-1/2
MP113-G3½	3-1/2	MP113-H3½	3-1/2	MP113-I4	4
MP113-G4	4	MP113-H4	4	MP113-I4½	4-1/2
MP113-G4½	4-1/2	MP113-H4½	4-1/2	MP113-I5	5
MP113-G5	5	MP113-H5	5	MP113-I5½	5-1/2
MP113-G5½	5-1/2	MP113-H5½	5-1/2	MP113-I6	6
MP113-G6	6	MP113-H6	6	MP113-I7	7
MP113-G7	7	MP113-H7	7	MP113-I8	8
MP113-G8	8	MP113-H8	8	MP113-I9	9
MP113-G9	9	MP113-H9	9	MP113-I10	10
MP113-G10	10	MP113-H10	10	MP113-I11	11
MP113-G11	11	MP113-H11	11	MP113-I12	12
MP113-G12	12	MP113-H12	12		
<i>2-1/2" Pipe Size</i> <i>2-1/2" Tuyau</i>		<i>3" Pipe Size</i> <i>3" Tuyau</i>		<i>4" Pipe Size</i> <i>4 " Tuyau</i>	
<i>Part No</i> <u><i>No. de Piece</i></u>	<i>Length</i> <u><i>Longueur</i></u>	<i>Part No</i> <u><i>No. de Piece</i></u>	<i>Length</i> <u><i>Longueur</i></u>	<i>Part No</i> <u><i>No. de Piece</i></u>	<i>Length</i> <u><i>Longueur</i></u>
MP113-J3	3	MP113-K3	3	MP113-L3½	3-1/2
MP113-J3½	3-1/2	MP113-K3½	3-1/2	MP113-L4	4
MP113-J4	4	MP113-K4	4	MP113-L4½	4-1/2
MP113-J4½	4-1/2	MP113-K4½	4-1/2	MP113-L5	5
MP113-J5	5	MP113-K5	5	MP113-L5½	5-1/2
MP113-J5½	5-1/2	MP113-K5½	5-1/2	MP113-L6	6
MP113-J6	6	MP113-K6	6	MP113-L7	7
MP113-J7	7	MP113-K7	7	MP113-L8	8
MP113-J8	8	MP113-K8	8	MP113-L9	9
MP113-J9	9	MP113-K9	9	MP113-L10	10
MP113-J10	10	MP113-K10	10	MP113-L11	11
MP113-J11	11	MP113-K11	11	MP113-L12	12
MP113-J12	12	MP113-K12	12		

# Black Malleable Pipe Fittings

## Raccords de fonte Malléables

( standard 150 lbs )

<p style="text-align: center;"><b>90° Street Elbow Coude 90° Male - Femelle</b></p> 	<table border="1"> <thead> <tr> <th><u>Part No</u> <u>No. de Piece</u></th> <th><u>Pipe Size</u> <u>Dimension</u> <u>du Tuyau</u></th> <th><u>Box</u> <u>Boite</u></th> <th><u>Carton</u> <u>Caisse</u></th> </tr> </thead> <tbody> <tr><td>MP116-A</td><td>1/8</td><td>60</td><td>720</td></tr> <tr><td>MP116-B</td><td>1/4</td><td>35</td><td>420</td></tr> <tr><td>MP116-C</td><td>3/8</td><td>40</td><td>480</td></tr> <tr><td>MP116-D</td><td>1/2</td><td>60</td><td>360</td></tr> <tr><td>MP116-E</td><td>3/4</td><td>35</td><td>210</td></tr> <tr><td>MP116-F</td><td>1</td><td>30</td><td>120</td></tr> <tr><td>MP116-G</td><td>1-1/4</td><td>25</td><td>75</td></tr> <tr><td>MP116-H</td><td>1-1/2</td><td>9</td><td>54</td></tr> <tr><td>MP116-I</td><td>2</td><td>10</td><td>30</td></tr> <tr><td>MP116-J</td><td>2-1/2</td><td>9</td><td>18</td></tr> <tr><td>MP116-K</td><td>3</td><td>7</td><td>14</td></tr> <tr><td>MP116-L</td><td>4</td><td>-</td><td>6</td></tr> </tbody> </table>	<u>Part No</u> <u>No. de Piece</u>	<u>Pipe Size</u> <u>Dimension</u> <u>du Tuyau</u>	<u>Box</u> <u>Boite</u>	<u>Carton</u> <u>Caisse</u>	MP116-A	1/8	60	720	MP116-B	1/4	35	420	MP116-C	3/8	40	480	MP116-D	1/2	60	360	MP116-E	3/4	35	210	MP116-F	1	30	120	MP116-G	1-1/4	25	75	MP116-H	1-1/2	9	54	MP116-I	2	10	30	MP116-J	2-1/2	9	18	MP116-K	3	7	14	MP116-L	4	-	6
<u>Part No</u> <u>No. de Piece</u>	<u>Pipe Size</u> <u>Dimension</u> <u>du Tuyau</u>	<u>Box</u> <u>Boite</u>	<u>Carton</u> <u>Caisse</u>																																																		
MP116-A	1/8	60	720																																																		
MP116-B	1/4	35	420																																																		
MP116-C	3/8	40	480																																																		
MP116-D	1/2	60	360																																																		
MP116-E	3/4	35	210																																																		
MP116-F	1	30	120																																																		
MP116-G	1-1/4	25	75																																																		
MP116-H	1-1/2	9	54																																																		
MP116-I	2	10	30																																																		
MP116-J	2-1/2	9	18																																																		
MP116-K	3	7	14																																																		
MP116-L	4	-	6																																																		
<p style="text-align: center;"><b>Countersunk Plug Bouchon a Tete Noyée</b></p> 	<table border="1"> <thead> <tr> <th><u>Part No</u> <u>No. de Piece</u></th> <th><u>Pipe Size</u> <u>Dimension</u> <u>du Tuyau</u></th> <th><u>Box</u> <u>Boite</u></th> <th><u>Carton</u> <u>Caisse</u></th> </tr> </thead> <tbody> <tr><td>MP118-A</td><td>1/8</td><td>100</td><td>1,000</td></tr> <tr><td>MP118-B</td><td>1/4</td><td>100</td><td>1,000</td></tr> <tr><td>MP118-C</td><td>3/8</td><td>100</td><td>600</td></tr> <tr><td>MP118-D</td><td>1/2</td><td>100</td><td>500</td></tr> <tr><td>MP118-E</td><td>3/4</td><td>50</td><td>300</td></tr> <tr><td>MP118-F</td><td>1</td><td>50</td><td>200</td></tr> <tr><td>MP118-G</td><td>1-1/4</td><td>50</td><td>100</td></tr> <tr><td>MP118-H</td><td>1-1/2</td><td>25</td><td>75</td></tr> <tr><td>MP118-I</td><td>2</td><td>20</td><td>60</td></tr> </tbody> </table>	<u>Part No</u> <u>No. de Piece</u>	<u>Pipe Size</u> <u>Dimension</u> <u>du Tuyau</u>	<u>Box</u> <u>Boite</u>	<u>Carton</u> <u>Caisse</u>	MP118-A	1/8	100	1,000	MP118-B	1/4	100	1,000	MP118-C	3/8	100	600	MP118-D	1/2	100	500	MP118-E	3/4	50	300	MP118-F	1	50	200	MP118-G	1-1/4	50	100	MP118-H	1-1/2	25	75	MP118-I	2	20	60												
<u>Part No</u> <u>No. de Piece</u>	<u>Pipe Size</u> <u>Dimension</u> <u>du Tuyau</u>	<u>Box</u> <u>Boite</u>	<u>Carton</u> <u>Caisse</u>																																																		
MP118-A	1/8	100	1,000																																																		
MP118-B	1/4	100	1,000																																																		
MP118-C	3/8	100	600																																																		
MP118-D	1/2	100	500																																																		
MP118-E	3/4	50	300																																																		
MP118-F	1	50	200																																																		
MP118-G	1-1/4	50	100																																																		
MP118-H	1-1/2	25	75																																																		
MP118-I	2	20	60																																																		
<p style="text-align: center;"><b>45° Street Elbow Coude 45° Male - Femelle</b></p> 	<table border="1"> <thead> <tr> <th><u>Part No</u> <u>No. de Piece</u></th> <th><u>Pipe Size</u> <u>Dimension</u> <u>du Tuyau</u></th> <th><u>Box</u> <u>Boite</u></th> <th><u>Carton</u> <u>Caisse</u></th> </tr> </thead> <tbody> <tr><td>MP124-A</td><td>1/8</td><td>70</td><td>840</td></tr> <tr><td>MP124-B</td><td>1/4</td><td>40</td><td>480</td></tr> <tr><td>MP124-C</td><td>3/8</td><td>50</td><td>600</td></tr> <tr><td>MP124-D</td><td>1/2</td><td>75</td><td>450</td></tr> <tr><td>MP124-E</td><td>3/4</td><td>40</td><td>240</td></tr> <tr><td>MP124-F</td><td>1</td><td>25</td><td>150</td></tr> <tr><td>MP124-G</td><td>1-1/4</td><td>10</td><td>80</td></tr> <tr><td>MP124-H</td><td>1-1/2</td><td>10</td><td>60</td></tr> <tr><td>MP124-I</td><td>2</td><td>12</td><td>36</td></tr> <tr><td>MP124-J</td><td>2-1/2</td><td>5</td><td>25</td></tr> <tr><td>MP124-K</td><td>3</td><td>6</td><td>18</td></tr> <tr><td>MP124-L</td><td>4</td><td>-</td><td>7</td></tr> </tbody> </table>	<u>Part No</u> <u>No. de Piece</u>	<u>Pipe Size</u> <u>Dimension</u> <u>du Tuyau</u>	<u>Box</u> <u>Boite</u>	<u>Carton</u> <u>Caisse</u>	MP124-A	1/8	70	840	MP124-B	1/4	40	480	MP124-C	3/8	50	600	MP124-D	1/2	75	450	MP124-E	3/4	40	240	MP124-F	1	25	150	MP124-G	1-1/4	10	80	MP124-H	1-1/2	10	60	MP124-I	2	12	36	MP124-J	2-1/2	5	25	MP124-K	3	6	18	MP124-L	4	-	7
<u>Part No</u> <u>No. de Piece</u>	<u>Pipe Size</u> <u>Dimension</u> <u>du Tuyau</u>	<u>Box</u> <u>Boite</u>	<u>Carton</u> <u>Caisse</u>																																																		
MP124-A	1/8	70	840																																																		
MP124-B	1/4	40	480																																																		
MP124-C	3/8	50	600																																																		
MP124-D	1/2	75	450																																																		
MP124-E	3/4	40	240																																																		
MP124-F	1	25	150																																																		
MP124-G	1-1/4	10	80																																																		
MP124-H	1-1/2	10	60																																																		
MP124-I	2	12	36																																																		
MP124-J	2-1/2	5	25																																																		
MP124-K	3	6	18																																																		
MP124-L	4	-	7																																																		

# *Black Malleable Pipe Fittings*

## *Raccords de fonte Malléables*



*( standard 150 lbs )*

***Reducing Coupling  
Raccord Réducteur***



<b><i>Part No No. de Piece</i></b>	<b><i>Pipe Size Dimension du Tuyau</i></b>	<b><i>Box Boite</i></b>	<b><i>Carton Caisse</i></b>
MP119-BA	1/4 X 1/8	50	600
MP119-CA	3/8 X 1/8	35	420
MP119-CB	3/8 X 1/4	30	360
MP119-DA	1/2 X 1/8	50	600
MP119-DB	1/2 X 1/4	50	600
MP119-DC	1/2 X 3/8	40	480
MP119-EA	3/4 X 1/8	35	420
MP119-EB	3/4 X 1/4	30	360
MP119-EC	3/4 X 3/8	30	360
MP119-ED	3/4 X 1/2	60	360
MP119-FB	1 X 1/4	45	270
MP119-FC	1 X 3/8	30	240
MP119-FD	1 X 1/2	30	240
MP119-FE	1 X 3/4	25	200
MP119-GC	1-1/4 X 3/8	25	150
MP119-GD	1-1/4 X 1/2	25	150
MP119-GE	1-1/4 X 3/4	25	150
MP119-GF	1-1/4 X 1	15	120
MP119-HD	1-1/2 X 1/2	20	120
MP119-HE	1-1/2 X 3/4	15	120
MP119-HF	1-1/2 X 1	25	100
MP119-HG	1-1/2 X 1-1/4	12	96
MP119-ID	2 X 1/2	14	84
MP119-IE	2 X 3/4	14	84
MP119-IF	2 X 1	14	84
MP119-IG	2 X 1-1/4	14	84
MP119-IH	2 X 1-1/2	12	72
MP119-JF	2-1/2 X 1	20	40
MP119-JG	2-1/2 X 1-1/4	20	40
MP119-JH	2-1/2 X 1-1/2	20	40
MP119-JI	2-1/2 X 2	20	40
MP119-KF	3 X 1	16	32
MP119-KG	3 X 1-1/4	16	32
MP119-KH	3 X 1-1/2	16	32
MP119-KI	3 X 2	16	32
MP119-KJ	3 X 2-1/2	12	24
MP119-LH	4 X 1-1/2	6	18
MP119-LI	4 X 2	6	18
MP119-LJ	4 X 2-1/2	6	18
MP119-LK	4 X 3	6	18



**Galvanized Pipe Fittings**  
**Raccords Malléable Galvanisés**  
*( standard 150 lbs )*

<b>90° Elbow</b> <b>Coude 90°</b>	<b>Part No</b> <b><u>No. de Piece</u></b>	<b>Pipe Size</b> <b><u>Dimension</u></b> <b><u>du Tuyau</u></b>	<b>Box</b> <b><u>Boite</u></b>	<b>Carton</b> <b><u>Caisse</u></b>
	GP100-A	1/8	50	600
	GP100-B	1/4	35	420
	GP100-C	3/8	45	540
	GP100-D	1/2	50	400
	GP100-E	3/4	35	210
	GP100-F	1	20	120
	GP100-G	1-1/4	20	80
	GP100-H	1-1/2	10	60
	GP100-I	2	8	32
	GP100-J	2-1/2	6	18
	GP100-K	3	7	14
	GP100-L	4	-	6
	<b>90° Reducing Elbow</b> <b>Coude 90° Réducteur</b>	<b>Part No</b> <b><u>No. de Piece</u></b>	<b>Pipe Size</b> <b><u>Dimension</u></b> <b><u>du Tuyau</u></b>	<b>Box</b> <b><u>Boite</u></b>
	GP100-BA	1/4 X 1/8	40	480
	GP100-CA	3/8 X 1/8	70	840
	GP100-CB	3/8 X 1/4	60	720
	GP100-DA	1/2 X 1/8	40	480
	GP100-DB	1/2 X 1/4	40	480
	GP100-DC	1/2 X 3/8	50	400
	GP100-EA	3/4 X 1/8	50	400
	GP100-EB	3/4 X 1/4	40	320
	GP100-EC	3/4 X 3/8	25	300
	GP100-ED	3/4 X 1/2	30	240
	GP100-FB	1 X 1/4	40	240
	GP100-FC	1 X 3/8	40	240
	GP100-FD	1 X 1/2	30	180
	GP100-FE	1 X 3/4	25	150
	GP100-GD	1-1/4 X 1/2	35	140
	GP100-GE	1-1/4 X 3/4	15	120
	GP100-GF	1-1/4 X 1	10	80
	GP100-HC	1-1/2 X 3/8	30	120
	GP100-HD	1-1/2 X 1/2	25	100
	GP100-HE	1-1/2 X 3/4	15	90
	GP100-HF	1-1/2 X 1	10	80
GP100-HG	1-1/2 X 1-1/4	15	60	
GP100-ID	2X 1/2	15	60	
GP100-IE	2 X 3/4	10	60	
GP100-IF	2 X 1	14	56	
GP100-IG	2 X 1-1/4	10	40	
GP100-IH	2 X 1-1/2	10	40	
GP100-JI	2-1/2 X 2	8	24	
GP100-KI	3 X 2	6	18	

*Other sizes of reducing elbows are available, please contact our order department for price and availability.*

*Les coudes réducteurs sont disponibles en d'autres dimensions. Priere de contacter notre bureau de commande pour prix et livraison.*

**Galvanized Pipe Fittings**  
**Raccords Malléable Galvanisés**  
*( standard 150 lbs )*

<b>Tee</b> <b>Té</b>	<b>Part No</b> <b>No. de Piece</b>	<b>Pipe Size</b> <b>Dimension</b> <b>du Tuyau</b>			<b>Box</b> <b>Boite</b>	<b>Carton</b> <b>Caisse</b>
	GP101-A	1/8			80	960
	GP101-B	1/4			50	600
	GP101-C	3/8			30	360
	GP101-D	1/2			40	240
	GP101-E	3/4			35	140
	GP101-F	1			20	80
	GP101-G	1-1/4			14	56
	GP101-H	1-1/2			15	45
	GP101-I	2			10	30
	GP101-J	2-1/2			8	16
	GP101-K	3			6	12
	GP101-L	4			-	6
	<b>Reducing Tee</b> <i>( reducing or increasing on the branch )</i> <b>Té Réducteur</b> <i>( réduisant ou augmentant sur le branchement )</i>	<b>Part No</b> <b>No. de Piece</b>	<b>Pipe Size</b> <b>Dimension</b> <b>du Tuyau</b>			<b>Box</b> <b>Boite</b>
		<b>A</b>	<b>B</b>	<b>C</b>		
	GP101-DC	1/2	1/2	3/8	45	270
	GP101-DE	1/2	1/2	3/4	30	180
	GP101-DF	1/2	1/2	1	40	160
	GP101-DG	1/2	1/2	1-1/4	25	100
	GP101-DH	1/2	1/2	1-1/2	20	80
	GP101-EC	3/4	3/4	3/8	30	180
	GP101-ED	3/4	3/4	1/2	30	180
	GP101-EF	3/4	3/4	1	20	120
	GP101-EG	3/4	3/4	1-1/4	25	100
	GP101-FC	1	1	3/8	20	120
	GP101-FD	1	1	1/2	15	120
	GP101-FE	1	1	3/4	25	100
	GP101-FG	1	1	1-1/4	15	60
	GP101-FH	1	1	1-1/2	15	60
	GP101-FI	1	1	2	12	48
	GP101-GD	1-1/4	1-1/4	1/2	20	80
	GP101-GE	1-1/4	1-1/4	3/4	12	72
	GP101-GF	1-1/4	1-1/4	1	16	64
	GP101-GH	1-1/4	1-1/4	1-1/2	14	56
	GP101-GI	1-1/4	1-1/4	2	10	40
	GP101-HD	1-1/2	1-1/2	1/2	18	72
	GP101-HE	1-1/2	1-1/2	3/4	10	60
	GP101-HF	1-1/2	1-1/2	1	13	52
	GP101-HG	1-1/2	1-1/2	1-1/4	15	45
	GP101-HI	1-1/2	1-1/2	2	8	32
	GP101-IF	2	2	1	12	36
	GP101-IG	2	2	1-1/4	8	32
GP101-IH	2	2	1-1/2	8	32	

**Galvanized Pipe Fittings**  
**Raccords Malléable Galvanisés**  
*( standard 150 lbs )*




**Reducing Tee**  
*( reducing or increasing  
on run and  
branch )*  
**Té Réducteur**  
*( réduisant ou augmentant  
sur le branchement  
ou le collecteur )*






*Other sizes of reducing tees  
are available, please contact our  
order department for price and  
availability.*  
*Les té réducteurs sont disponibles  
en d'autres dimensions. Priere de  
contacter notre bureau de  
commande pour prix et livraison.*

<i>Part No</i> <i>No. de Piece</i>	<i>Pipe Size</i> <i>Dimension</i> <i>du Tuyau</i>			<i>Box</i> <i>Boite</i>	<i>Carton</i> <i>Caisse</i>
	$\text{Ø}$	$\text{Ø}$	$\text{Ø}$		
	GP101-EDD	3/4	1/2		
GP101-EDE	3/4	1/2	3/4	40	160
GP101-EDF	3/4	1/2	1	35	140
GP101-FDD	1	1/2	1/2	20	120
GP101-FDE	1	1/2	3/4	20	120
GP101-FDF	1	1/2	1	15	90
GP101-FED	1	3/4	1/2	20	120
GP101-FEE	1	3/4	3/4	25	100
GP101-FEF	1	3/4	1	15	90
GP101-GDD	1-1/4	1/2	1/2	25	100
GP101-GDE	1-1/4	1/2	3/4	25	100
GP101-GDF	1-1/4	1/2	1	20	80
GP101-GDG	1-1/4	1/2	1-1/4	10	60
GP101-GED	1-1/4	3/4	1/2	25	100
GP101-GEE	1-1/4	3/4	3/4	10	80
GP101-GEF	1-1/4	3/4	1	10	80
GP101-GEG	1-1/4	3/4	1-1/4	10	60
GP101-GFD	1-1/4	1	1/2	18	72
GP101-GFE	1-1/4	1	3/4	18	72
GP101-GFF	1-1/4	1	1	18	72
GP101-GFG	1-1/4	1	1-1/4	10	60
GP101-HED	1-1/2	3/4	1/2	20	80
GP101-HEE	1-1/2	3/4	3/4	20	80
GP101-HEF	1-1/2	3/4	1	18	72
GP101-HEG	1-1/2	3/4	1-1/4	15	60
GP101-HEH	1-1/2	3/4	1-1/2	12	48
GP101-HFE	1-1/2	1	3/4	15	60
GP101-HFF	1-1/2	1	1	15	60
GP101-HFG	1-1/2	1	1-1/4	14	56
GP101-HFH	1-1/2	1	1-1/2	14	56
GP101-HGF	1-1/2	1-1/4	1	14	56
GP101-HGG	1-1/2	1-1/4	1-1/4	12	48
GP101-HGH	1-1/2	1-1/4	1-1/2	10	40
GP101-IFF	2	1	1	12	48
GP101-IFG	2	1	1-1/4	10	40
GP101-IFH	2	1	1-1/2	10	40
GP101-IGG	2	1-1/4	1-1/4	6	36
GP101-IGH	2	1-1/4	1-1/2	8	32
GP101-IHH	2	1-1/2	1-1/2	8	32



**Galvanized Pipe Fittings**  
**Raccords Malléable Galvanisés**  
*( standard 150 lbs )*

<p style="text-align: center;"><b>Cross</b> <b>Croix</b></p> 	<table border="1"> <thead> <tr> <th><i>Part No</i> <u>No. de Piece</u></th> <th><i>Pipe Size</i> <u>Dimension</u> <u>du Tuyau</u></th> <th><i>Box</i> <u>Boite</u></th> <th><i>Carton</i> <u>Caisse</u></th> </tr> </thead> <tbody> <tr><td>GP102-A</td><td>1/8</td><td>30</td><td>360</td></tr> <tr><td>GP102-B</td><td>1/4</td><td>40</td><td>480</td></tr> <tr><td>GP102-C</td><td>3/8</td><td>25</td><td>300</td></tr> <tr><td>GP102-D</td><td>1/2</td><td>30</td><td>180</td></tr> <tr><td>GP102-E</td><td>3/4</td><td>20</td><td>120</td></tr> <tr><td>GP102-F</td><td>1</td><td>15</td><td>60</td></tr> <tr><td>GP102-G</td><td>1-1/4</td><td>20</td><td>40</td></tr> <tr><td>GP102-H</td><td>1-1/2</td><td>18</td><td>36</td></tr> <tr><td>GP102-I</td><td>2</td><td>10</td><td>20</td></tr> <tr><td>GP102-J</td><td>2-1/2</td><td>-</td><td>12</td></tr> <tr><td>GP102-K</td><td>3</td><td>-</td><td>8</td></tr> <tr><td>GP102-L</td><td>4</td><td>-</td><td>4</td></tr> </tbody> </table>	<i>Part No</i> <u>No. de Piece</u>	<i>Pipe Size</i> <u>Dimension</u> <u>du Tuyau</u>	<i>Box</i> <u>Boite</u>	<i>Carton</i> <u>Caisse</u>	GP102-A	1/8	30	360	GP102-B	1/4	40	480	GP102-C	3/8	25	300	GP102-D	1/2	30	180	GP102-E	3/4	20	120	GP102-F	1	15	60	GP102-G	1-1/4	20	40	GP102-H	1-1/2	18	36	GP102-I	2	10	20	GP102-J	2-1/2	-	12	GP102-K	3	-	8	GP102-L	4	-	4
<i>Part No</i> <u>No. de Piece</u>	<i>Pipe Size</i> <u>Dimension</u> <u>du Tuyau</u>	<i>Box</i> <u>Boite</u>	<i>Carton</i> <u>Caisse</u>																																																		
GP102-A	1/8	30	360																																																		
GP102-B	1/4	40	480																																																		
GP102-C	3/8	25	300																																																		
GP102-D	1/2	30	180																																																		
GP102-E	3/4	20	120																																																		
GP102-F	1	15	60																																																		
GP102-G	1-1/4	20	40																																																		
GP102-H	1-1/2	18	36																																																		
GP102-I	2	10	20																																																		
GP102-J	2-1/2	-	12																																																		
GP102-K	3	-	8																																																		
GP102-L	4	-	4																																																		
<p style="text-align: center;"><b>Coupling</b> <b>Raccord d'Accouplement</b></p> 	<table border="1"> <thead> <tr> <th><i>Part No</i> <u>No. de Piece</u></th> <th><i>Pipe Size</i> <u>Dimension</u> <u>du Tuyau</u></th> <th><i>Box</i> <u>Boite</u></th> <th><i>Carton</i> <u>Caisse</u></th> </tr> </thead> <tbody> <tr><td>GP103-A</td><td>1/8</td><td>70</td><td>840</td></tr> <tr><td>GP103-B</td><td>1/4</td><td>40</td><td>480</td></tr> <tr><td>GP103-C</td><td>3/8</td><td>50</td><td>600</td></tr> <tr><td>GP103-D</td><td>1/2</td><td>40</td><td>480</td></tr> <tr><td>GP103-E</td><td>3/4</td><td>50</td><td>300</td></tr> <tr><td>GP103-F</td><td>1</td><td>25</td><td>150</td></tr> <tr><td>GP103-G</td><td>1-1/4</td><td>16</td><td>128</td></tr> <tr><td>GP103-H</td><td>1-1/2</td><td>18</td><td>72</td></tr> <tr><td>GP103-I</td><td>2</td><td>12</td><td>48</td></tr> <tr><td>GP103-J</td><td>2-1/2</td><td>8</td><td>32</td></tr> <tr><td>GP103-K</td><td>3</td><td>8</td><td>24</td></tr> <tr><td>GP103-L</td><td>4</td><td>7</td><td>14</td></tr> </tbody> </table>	<i>Part No</i> <u>No. de Piece</u>	<i>Pipe Size</i> <u>Dimension</u> <u>du Tuyau</u>	<i>Box</i> <u>Boite</u>	<i>Carton</i> <u>Caisse</u>	GP103-A	1/8	70	840	GP103-B	1/4	40	480	GP103-C	3/8	50	600	GP103-D	1/2	40	480	GP103-E	3/4	50	300	GP103-F	1	25	150	GP103-G	1-1/4	16	128	GP103-H	1-1/2	18	72	GP103-I	2	12	48	GP103-J	2-1/2	8	32	GP103-K	3	8	24	GP103-L	4	7	14
<i>Part No</i> <u>No. de Piece</u>	<i>Pipe Size</i> <u>Dimension</u> <u>du Tuyau</u>	<i>Box</i> <u>Boite</u>	<i>Carton</i> <u>Caisse</u>																																																		
GP103-A	1/8	70	840																																																		
GP103-B	1/4	40	480																																																		
GP103-C	3/8	50	600																																																		
GP103-D	1/2	40	480																																																		
GP103-E	3/4	50	300																																																		
GP103-F	1	25	150																																																		
GP103-G	1-1/4	16	128																																																		
GP103-H	1-1/2	18	72																																																		
GP103-I	2	12	48																																																		
GP103-J	2-1/2	8	32																																																		
GP103-K	3	8	24																																																		
GP103-L	4	7	14																																																		
<p style="text-align: center;"><b>Union</b> <b>( brass seat )</b> <b>Raccord Union</b> <b>( siege en laiton )</b></p> 	<table border="1"> <thead> <tr> <th><i>Part No</i> <u>No. de Piece</u></th> <th><i>Pipe Size</i> <u>Dimension</u> <u>du Tuyau</u></th> <th><i>Box</i> <u>Boite</u></th> <th><i>Carton</i> <u>Caisse</u></th> </tr> </thead> <tbody> <tr><td>GP104-A</td><td>1/8</td><td>30</td><td>360</td></tr> <tr><td>GP104-B</td><td>1/4</td><td>20</td><td>240</td></tr> <tr><td>GP104-C</td><td>3/8</td><td>20</td><td>240</td></tr> <tr><td>GP104-D</td><td>1/2</td><td>50</td><td>200</td></tr> <tr><td>GP104-E</td><td>3/4</td><td>35</td><td>140</td></tr> <tr><td>GP104-F</td><td>1</td><td>20</td><td>80</td></tr> <tr><td>GP104-G</td><td>1-1/4</td><td>15</td><td>60</td></tr> <tr><td>GP104-H</td><td>1-1/2</td><td>10</td><td>40</td></tr> <tr><td>GP104-I</td><td>2</td><td>6</td><td>24</td></tr> <tr><td>GP104-J</td><td>2-1/2</td><td>8</td><td>16</td></tr> <tr><td>GP104-K</td><td>3</td><td>7</td><td>14</td></tr> <tr><td>GP104-L</td><td>4</td><td>-</td><td>7</td></tr> </tbody> </table>	<i>Part No</i> <u>No. de Piece</u>	<i>Pipe Size</i> <u>Dimension</u> <u>du Tuyau</u>	<i>Box</i> <u>Boite</u>	<i>Carton</i> <u>Caisse</u>	GP104-A	1/8	30	360	GP104-B	1/4	20	240	GP104-C	3/8	20	240	GP104-D	1/2	50	200	GP104-E	3/4	35	140	GP104-F	1	20	80	GP104-G	1-1/4	15	60	GP104-H	1-1/2	10	40	GP104-I	2	6	24	GP104-J	2-1/2	8	16	GP104-K	3	7	14	GP104-L	4	-	7
<i>Part No</i> <u>No. de Piece</u>	<i>Pipe Size</i> <u>Dimension</u> <u>du Tuyau</u>	<i>Box</i> <u>Boite</u>	<i>Carton</i> <u>Caisse</u>																																																		
GP104-A	1/8	30	360																																																		
GP104-B	1/4	20	240																																																		
GP104-C	3/8	20	240																																																		
GP104-D	1/2	50	200																																																		
GP104-E	3/4	35	140																																																		
GP104-F	1	20	80																																																		
GP104-G	1-1/4	15	60																																																		
GP104-H	1-1/2	10	40																																																		
GP104-I	2	6	24																																																		
GP104-J	2-1/2	8	16																																																		
GP104-K	3	7	14																																																		
GP104-L	4	-	7																																																		

**Galvanized Pipe Fittings**  
**Raccords Malléable Galvanisés**  
*( standard 150 lbs )*

<p style="text-align: center;"><b>45° Elbow</b> <b>Coude 45°</b></p> 	<table border="1"> <thead> <tr> <th style="text-align: center;"><i>Part No</i> <u>No. de Piece</u></th> <th style="text-align: center;"><i>Pipe Size</i> <i>Dimension</i> <u>du Tuyau</u></th> <th style="text-align: center;"><i>Box</i> <u>Boite</u></th> <th style="text-align: center;"><i>Carton</i> <u>Caisse</u></th> </tr> </thead> <tbody> <tr><td>GP105-A</td><td>1/8</td><td>50</td><td>600</td></tr> <tr><td>GP105-B</td><td>1/4</td><td>30</td><td>360</td></tr> <tr><td>GP105-C</td><td>3/8</td><td>30</td><td>360</td></tr> <tr><td>GP105-D</td><td>1/2</td><td>50</td><td>400</td></tr> <tr><td>GP105-E</td><td>3/4</td><td>40</td><td>240</td></tr> <tr><td>GP105-F</td><td>1</td><td>20</td><td>120</td></tr> <tr><td>GP105-G</td><td>1-1/4</td><td>20</td><td>80</td></tr> <tr><td>GP105-H</td><td>1-1/2</td><td>10</td><td>60</td></tr> <tr><td>GP105-I</td><td>2</td><td>12</td><td>36</td></tr> <tr><td>GP105-J</td><td>2-1/2</td><td>9</td><td>27</td></tr> <tr><td>GP105-K</td><td>3</td><td>10</td><td>20</td></tr> <tr><td>GP105-L</td><td>4</td><td>-</td><td>6</td></tr> </tbody> </table>	<i>Part No</i> <u>No. de Piece</u>	<i>Pipe Size</i> <i>Dimension</i> <u>du Tuyau</u>	<i>Box</i> <u>Boite</u>	<i>Carton</i> <u>Caisse</u>	GP105-A	1/8	50	600	GP105-B	1/4	30	360	GP105-C	3/8	30	360	GP105-D	1/2	50	400	GP105-E	3/4	40	240	GP105-F	1	20	120	GP105-G	1-1/4	20	80	GP105-H	1-1/2	10	60	GP105-I	2	12	36	GP105-J	2-1/2	9	27	GP105-K	3	10	20	GP105-L	4	-	6
<i>Part No</i> <u>No. de Piece</u>	<i>Pipe Size</i> <i>Dimension</i> <u>du Tuyau</u>	<i>Box</i> <u>Boite</u>	<i>Carton</i> <u>Caisse</u>																																																		
GP105-A	1/8	50	600																																																		
GP105-B	1/4	30	360																																																		
GP105-C	3/8	30	360																																																		
GP105-D	1/2	50	400																																																		
GP105-E	3/4	40	240																																																		
GP105-F	1	20	120																																																		
GP105-G	1-1/4	20	80																																																		
GP105-H	1-1/2	10	60																																																		
GP105-I	2	12	36																																																		
GP105-J	2-1/2	9	27																																																		
GP105-K	3	10	20																																																		
GP105-L	4	-	6																																																		
<p style="text-align: center;"><b>Street Tee</b> <b>Té Male - Femelle</b></p> 	<table border="1"> <thead> <tr> <th style="text-align: center;"><i>Part No</i> <u>No. de Piece</u></th> <th style="text-align: center;"><i>Pipe Size</i> <i>Dimension</i> <u>du Tuyau</u></th> <th style="text-align: center;"><i>Box</i> <u>Boite</u></th> <th style="text-align: center;"><i>Carton</i> <u>Caisse</u></th> </tr> </thead> <tbody> <tr><td>GP107-B</td><td>1/4</td><td>50</td><td>600</td></tr> <tr><td>GP107-C</td><td>3/8</td><td>30</td><td>360</td></tr> <tr><td>GP107-D</td><td>1/2</td><td>40</td><td>240</td></tr> <tr><td>GP107-E</td><td>3/4</td><td>35</td><td>140</td></tr> <tr><td>GP107-F</td><td>1</td><td>20</td><td>80</td></tr> </tbody> </table>	<i>Part No</i> <u>No. de Piece</u>	<i>Pipe Size</i> <i>Dimension</i> <u>du Tuyau</u>	<i>Box</i> <u>Boite</u>	<i>Carton</i> <u>Caisse</u>	GP107-B	1/4	50	600	GP107-C	3/8	30	360	GP107-D	1/2	40	240	GP107-E	3/4	35	140	GP107-F	1	20	80																												
<i>Part No</i> <u>No. de Piece</u>	<i>Pipe Size</i> <i>Dimension</i> <u>du Tuyau</u>	<i>Box</i> <u>Boite</u>	<i>Carton</i> <u>Caisse</u>																																																		
GP107-B	1/4	50	600																																																		
GP107-C	3/8	30	360																																																		
GP107-D	1/2	40	240																																																		
GP107-E	3/4	35	140																																																		
GP107-F	1	20	80																																																		
<p style="text-align: center;"><b>Floor Flange</b> <b>Bride</b></p> 	<table border="1"> <thead> <tr> <th style="text-align: center;"><i>Part No</i> <u>No. de Piece</u></th> <th style="text-align: center;"><i>Pipe Size</i> <i>Dimension</i> <u>du Tuyau</u></th> <th style="text-align: center;"><i>Box</i> <u>Boite</u></th> <th style="text-align: center;"><i>Carton</i> <u>Caisse</u></th> </tr> </thead> <tbody> <tr><td>GPF-D</td><td>1/2</td><td>25</td><td>200</td></tr> <tr><td>GPF-E</td><td>3/4</td><td>20</td><td>160</td></tr> <tr><td>GPF-F</td><td>1</td><td>20</td><td>120</td></tr> <tr><td>GPF-G</td><td>1-1/4</td><td>15</td><td>90</td></tr> <tr><td>GPF-H</td><td>1-1/2</td><td>12</td><td>72</td></tr> <tr><td>GPF-I</td><td>2</td><td>8</td><td>48</td></tr> </tbody> </table>	<i>Part No</i> <u>No. de Piece</u>	<i>Pipe Size</i> <i>Dimension</i> <u>du Tuyau</u>	<i>Box</i> <u>Boite</u>	<i>Carton</i> <u>Caisse</u>	GPF-D	1/2	25	200	GPF-E	3/4	20	160	GPF-F	1	20	120	GPF-G	1-1/4	15	90	GPF-H	1-1/2	12	72	GPF-I	2	8	48																								
<i>Part No</i> <u>No. de Piece</u>	<i>Pipe Size</i> <i>Dimension</i> <u>du Tuyau</u>	<i>Box</i> <u>Boite</u>	<i>Carton</i> <u>Caisse</u>																																																		
GPF-D	1/2	25	200																																																		
GPF-E	3/4	20	160																																																		
GPF-F	1	20	120																																																		
GPF-G	1-1/4	15	90																																																		
GPF-H	1-1/2	12	72																																																		
GPF-I	2	8	48																																																		

**Galvanized Pipe Fittings**  
**Raccords Malléable Galvanisés**  
*( standard 150 lbs )*

<b>Cap Bouchon</b>	<b>Part No <u>No. de Piece</u></b>	<b>Pipe Size Dimension <u>du Tuyau</u></b>	<b>Box <u>Boite</u></b>	<b>Carton <u>Caisse</u></b>	
	GP108-A	1/8	120	1,440	
	GP108-B	1/4	80	960	
	GP108-C	3/8	60	720	
	GP108-D	1/2	75	900	
	GP108-E	3/4	40	480	
	GP108-F	1	35	280	
	GP108-G	1-1/4	25	200	
	GP108-H	1-1/2	25	150	
	GP108-I	2	18	108	
	GP108-J	2-1/2	28	56	
	GP108-K	3	21	42	
	GP108-L	4	7	21	
<b>Square Head Plug Bouchon a Tete Carrée</b>	<b>Part No <u>No. de Piece</u></b>	<b>Pipe Size Dimension <u>du Tuyau</u></b>	<b>Box <u>Boite</u></b>	<b>Carton <u>Caisse</u></b>	
	GP109-A	1/8	300	3,600	
	GP109-B	1/4	150	1,800	
	GP109-C	3/8	100	1,200	
	GP109-D	1/2	50	600	
	GP109-E	3/4	30	360	
	GP109-F	1	20	240	
	GP109-G	1-1/4	40	240	
	GP109-H	1-1/2	30	180	
	GP109-I	2	20	120	
	GP109-J	2-1/2	16	64	
	GP109-K	3	16	48	
	GP109-L	4	8	16	


**Galvanized Pipe Fittings**  
**Raccords Malléable Galvanisés**  
*( standard 150 lbs )*

**Bushing**  
**Bague Male - Female**




<u>Part No</u>	<u>Pipe Size</u>	<u>Box</u>	<u>Carton</u>
<u>No. de Piece</u>	<u>Dimension</u>	<u>Boite</u>	<u>Caisse</u>
	<u>du Tuyau</u>		
GP110-BA	1/4 X 1/8	120	1,440
GP110-CA	3/8 X 1/8	75	900
GP110-CB	3/8 X 1/4	75	900
GP110-DA	1/2 X 1/8	100	1,200
GP110-DB	1/2 X 1/4	100	1,200
GP110-DC	1/2 X 3/8	100	1,200
GP110-EA	3/4 X 1/8	50	600
GP110-EB	3/4 X 1/4	50	600
GP110-EC	3/4 X 3/8	50	600
GP110-ED	3/4 X 1/2	50	600
GP110-FA	1 X 1/8	50	400
GP110-FB	1 X 1/4	50	400
GP110-FC	1 X 3/8	50	400
GP110-FD	1 X 1/2	50	400
GP110-FE	1 X 3/4	50	400
GP110-GA	1-1/4 X 1/8	30	240
GP110-GB	1-1/4 X 1/4	30	240
GP110-GC	1-1/4 X 3/8	30	240
GP110-GD	1-1/4 X 1/2	30	240
GP110-GE	1-1/4 X 3/4	30	240
GP110-GF	1-1/4 X 1	30	240
GP110-HB	1-1/2 X 1/4	25	150
GP110-HC	1-1/2 X 3/8	25	150
GP110-HD	1-1/2 X 1/2	25	150
GP110-HE	1-1/2 X 3/4	25	150
GP110-HF	1-1/2 X 1	25	150
GP110-HG	1-1/2 X 1-1/4	25	150
GP110-IC	2 X 3/8	20	120
GP110-ID	2 X 1/2	20	120
GP110-IE	2 X 3/4	20	120
GP110-IF	2 X 1	20	120
GP110-IG	2 X 1-1/4	20	120
GP110-IH	2 X 1-1/2	20	120
GP110-JF	2-1/2 X 1	15	60
GP110-JG	2-1/2 X 1-1/4	15	60
GP110-JH	2-1/2 X 1-1/2	15	60
GP110-JI	2-1/2 X 2	15	60
GP110-KF	3 X 1	12	48
GP110-KG	3 X 1-1/4	12	48
GP110-KH	3 X 1-1/2	12	48
GP110-KI	3 X 2	12	48
GP110-KJ	3 X 2-1/2	12	48
GP110-LF	4 X 1	5	20
GP110-LG	4 X 1-1/4	5	20
GP110-LH	4 X 1-1/2	5	20
GP110-LI	4 X 2	5	20
GP110-LJ	4 X 2-1/2	5	20
GP110-LK	4 X 3	5	20

**Galvanized Pipe Fittings**  
**Raccords Malléable Galvanisés**  
*( standard 150 lbs )*

<i>Locknut</i> <i>Écrou de Sureté</i>	<i>Part No</i> <u><i>No. de Piece</i></u>	<i>Pipe Size</i> <i>Dimension</i> <u><i>du Tuyau</i></u>	<i>Box</i> <u><i>Boîte</i></u>	<i>Carton</i> <u><i>Caisse</i></u>
	GP111-D	1/2	100	1,200
	GP111-E	3/4	60	720
	GP111-F	1	40	480
	GP111-G	1-1/4	30	360
	GP111-H	1-1/2	45	270
	GP111-I	2	25	150

*Schedule 80, threaded one end and other lengths of pipe nipples are available.*  
*Please contact our order department for price and availability.*

*Programme 80, fileté a un bout et autres dimensions de mamelons sont disponibles.*  
*Prière de contacter notre bureau de commande pour prix et livraison.*

<i>Close Nipple</i> <i>Mamelon Court</i>	<i>Part No</i> <u><i>No. de Piece</i></u>	<i>Pipe Size</i> <i>Dimension</i> <u><i>du Tuyau</i></u>
	GP112-A	1/8
	GP112-B	1/4
	GP112-C	3/8
	GP112-D	1/2
	GP112-E	3/4
	GP112-F	1
	GP112-G	1-1/4
	GP112-H	1-1/2
	GP112-I	2
	GP112-J	2-1/2
	GP112-K	3
	GP112-L	4

# Long Galvanized Pipe Nipples

## Longs Mamelons Galvanisés




<i>1/8" Pipe Size 1/8" Tuyau</i>		<i>1/4" Pipe Size 1/4" Tuyau</i>		<i>3/8" Pipe Size 3/8" Tuyau</i>	
<i>Part No No. de Piece</i>	<i>Length Longueur</i>	<i>Part No No. de Piece</i>	<i>Length Longueur</i>	<i>Part No No. de Piece</i>	<i>Length Longueur</i>
GP113-A1½	1-1/2	GP113-B1½	1-1/2	GP113-C1½	1-1/2
GP113-A2	2	GP113-B2	2	GP113-C2	2
GP113-A2½	2-1/2	GP113-B2½	2-1/2	GP113-C2½	2-1/2
GP113-A3	3	GP113-B3	3	GP113-C3	3
GP113-A3½	3-1/2	GP113-B3½	3-1/2	GP113-C3½	3-1/2
GP113-A4	4	GP113-B4	4	GP113-C4	4
GP113-A4½	4-1/2	GP113-B4½	4-1/2	GP113-C4½	4-1/2
GP113-A5	5	GP113-B5	5	GP113-C5	5
GP113-A5½	5-1/2	GP113-B5½	5-1/2	GP113-C5½	5-1/2
GP113-A6	6	GP113-B6	6	GP113-C6	6
GP113-A7	7	GP113-B7	7	GP113-C7	7
GP113-A8	8	GP113-B8	8	GP113-C8	8
GP113-A9	9	GP113-B9	9	GP113-C9	9
GP113-A10	10	GP113-B10	10	GP113-C10	10
GP113-A11	11	GP113-B11	11	GP113-C11	11
GP113-A12	12	GP113-B12	12	GP113-C12	12




<i>1/2" Pipe Size 1/2" Tuyau</i>		<i>3/4" Pipe Size 3/4" Tuyau</i>		<i>1" Pipe Size 1" Tuyau</i>	
<i>Part No No. de Piece</i>	<i>Length Longueur</i>	<i>Part No No. de Piece</i>	<i>Length Longueur</i>	<i>Part No No. de Piece</i>	<i>Length Longueur</i>
GP113-D1½	1-1/2	GP113-E1½	1-1/2	GP113-F2	2
GP113-D2	2	GP113-E2	2	GP113-F2½	2-1/2
GP113-D2½	2-1/2	GP113-E2½	2-1/2	GP113-F3	3
GP113-D3	3	GP113-E3	3	GP113-F3½	3-1/2
GP113-D3½	3-1/2	GP113-E3½	3-1/2	GP113-F4	4
GP113-D4	4	GP113-E4	4	GP113-F4½	4-1/2
GP113-D4½	4-1/2	GP113-E4½	4-1/2	GP113-F5	5
GP113-D5	5	GP113-E5	5	GP113-F5½	5-1/2
GP113-D5½	5-1/2	GP113-E5½	5-1/2	GP113-F6	6
GP113-D6	6	GP113-E6	6	GP113-F7	7
GP113-D7	7	GP113-E7	7	GP113-F8	8
GP113-D8	8	GP113-E8	8	GP113-F9	9
GP113-D9	9	GP113-E9	9	GP113-F10	10
GP113-D10	10	GP113-E10	10	GP113-F11	11
GP113-D11	11	GP113-E11	11	GP113-F12	12
GP113-D12	12	GP113-E12	12		

# Long Galvanized Pipe Nipples Longs Mamelons Galvanisés



<i>1-1/4" Pipe Size 1-1/4" Tuyau</i>		<i>1-1/2" Pipe Size 1-1/2" Tuyau</i>		<i>2" Pipe Size 2" Tuyau</i>	
<u>Part No</u> <u>No. de Piece</u>	<u>Length</u> <u>Longueur</u>	<u>Part No</u> <u>No. de Piece</u>	<u>Length</u> <u>Longueur</u>	<u>Part No</u> <u>No. de Piece</u>	<u>Length</u> <u>Longueur</u>
GP113-G2	2	GP113-H2	2	GP113-I2½	2-1/2
GP113-G2½	2-1/2	GP113-H2½	2-1/2	GP113-I3	3
GP113-G3	3	GP113-H3	3	GP113-I3½	3-1/2
GP113-G3½	3-1/2	GP113-H3½	3-1/2	GP113-I4	4
GP113-G4	4	GP113-H4	4	GP113-I4½	4-1/2
GP113-G4½	4-1/2	GP113-H4½	4-1/2	GP113-I5	5
GP113-G5	5	GP113-H5	5	GP113-I5½	5-1/2
GP113-G5½	5-1/2	GP113-H5½	5-1/2	GP113-I6	6
GP113-G6	6	GP113-H6	6	GP113-I7	7
GP113-G7	7	GP113-H7	7	GP113-I8	8
GP113-G8	8	GP113-H8	8	GP113-I9	9
GP113-G9	9	GP113-H9	9	GP113-I10	10
GP113-G10	10	GP113-H10	10	GP113-I11	11
GP113-G11	11	GP113-H11	11	GP113-I12	12
GP113-G12	12	GP113-H12	12		
<i>2-1/2" Pipe Size 2-1/2" Tuyau</i>		<i>3" Pipe Size 3" Tuyau</i>		<i>4" Pipe Size 4" Tuyau</i>	
<u>Part No</u> <u>No. de Piece</u>	<u>Length</u> <u>Longueur</u>	<u>Part No</u> <u>No. de Piece</u>	<u>Length</u> <u>Longueur</u>	<u>Part No</u> <u>No. de Piece</u>	<u>Length</u> <u>Longueur</u>
GP113-J3	3	GP113-K3	3	GP113-L3½	3-1/2
GP113-J3½	3-1/2	GP113-K3½	3-1/2	GP113-L4	4
GP113-J4	4	GP113-K4	4	GP113-L4½	4-1/2
GP113-J4½	4-1/2	GP113-K4½	4-1/2	GP113-L5	5
GP113-J5	5	GP113-K5	5	GP113-L5½	5-1/2
GP113-J5½	5-1/2	GP113-K5½	5-1/2	GP113-L6	6
GP113-J6	6	GP113-K6	6	GP113-L7	7
GP113-J7	7	GP113-K7	7	GP113-L8	8
GP113-J8	8	GP113-K8	8	GP113-L9	9
GP113-J9	9	GP113-K9	9	GP113-L10	10
GP113-J10	10	GP113-K10	10	GP113-L11	11
GP113-J11	11	GP113-K11	11	GP113-L12	12
GP113-J12	12	GP113-K12	12		

**Galvanized Pipe Fittings**  
**Raccords Malléable Galvanisés**  
*( standard 150 lbs )*

<p style="text-align: center;"><b>90° Street Elbow</b>  <b>Coude 90°</b>  <b>Male - Femelle</b></p> 	<table border="1"> <thead> <tr> <th><u>Part No</u> <u>No. de Piece</u></th> <th><u>Pipe Size</u> <u>Dimension</u> <u>du Tuyau</u></th> <th><u>Box</u> <u>Boite</u></th> <th><u>Carton</u> <u>Caisse</u></th> </tr> </thead> <tbody> <tr><td>GP116-A</td><td>1/8</td><td>60</td><td>720</td></tr> <tr><td>GP116-B</td><td>1/4</td><td>35</td><td>420</td></tr> <tr><td>GP116-C</td><td>3/8</td><td>40</td><td>480</td></tr> <tr><td>GP116-D</td><td>1/2</td><td>60</td><td>360</td></tr> <tr><td>GP116-E</td><td>3/4</td><td>35</td><td>210</td></tr> <tr><td>GP116-F</td><td>1</td><td>30</td><td>120</td></tr> <tr><td>GP116-G</td><td>1-1/4</td><td>25</td><td>75</td></tr> <tr><td>GP116-H</td><td>1-1/2</td><td>9</td><td>54</td></tr> <tr><td>GP116-I</td><td>2</td><td>10</td><td>30</td></tr> <tr><td>GP116-J</td><td>2-1/2</td><td>9</td><td>18</td></tr> <tr><td>GP116-K</td><td>3</td><td>7</td><td>14</td></tr> <tr><td>GP116-L</td><td>4</td><td>-</td><td>6</td></tr> </tbody> </table>	<u>Part No</u> <u>No. de Piece</u>	<u>Pipe Size</u> <u>Dimension</u> <u>du Tuyau</u>	<u>Box</u> <u>Boite</u>	<u>Carton</u> <u>Caisse</u>	GP116-A	1/8	60	720	GP116-B	1/4	35	420	GP116-C	3/8	40	480	GP116-D	1/2	60	360	GP116-E	3/4	35	210	GP116-F	1	30	120	GP116-G	1-1/4	25	75	GP116-H	1-1/2	9	54	GP116-I	2	10	30	GP116-J	2-1/2	9	18	GP116-K	3	7	14	GP116-L	4	-	6
<u>Part No</u> <u>No. de Piece</u>	<u>Pipe Size</u> <u>Dimension</u> <u>du Tuyau</u>	<u>Box</u> <u>Boite</u>	<u>Carton</u> <u>Caisse</u>																																																		
GP116-A	1/8	60	720																																																		
GP116-B	1/4	35	420																																																		
GP116-C	3/8	40	480																																																		
GP116-D	1/2	60	360																																																		
GP116-E	3/4	35	210																																																		
GP116-F	1	30	120																																																		
GP116-G	1-1/4	25	75																																																		
GP116-H	1-1/2	9	54																																																		
GP116-I	2	10	30																																																		
GP116-J	2-1/2	9	18																																																		
GP116-K	3	7	14																																																		
GP116-L	4	-	6																																																		
<p style="text-align: center;"><b>Countersunk Plug</b>  <b>Bouchon a Tete Noyée</b></p> 	<table border="1"> <thead> <tr> <th><u>Part No</u> <u>No. de Piece</u></th> <th><u>Pipe Size</u> <u>Dimension</u> <u>du Tuyau</u></th> <th><u>Box</u> <u>Boite</u></th> <th><u>Carton</u> <u>Caisse</u></th> </tr> </thead> <tbody> <tr><td>GP118-A</td><td>1/8</td><td>100</td><td>1,000</td></tr> <tr><td>GP118-B</td><td>1/4</td><td>100</td><td>1,000</td></tr> <tr><td>GP118-C</td><td>3/8</td><td>100</td><td>600</td></tr> <tr><td>GP118-D</td><td>1/2</td><td>100</td><td>500</td></tr> <tr><td>GP118-E</td><td>3/4</td><td>50</td><td>300</td></tr> <tr><td>GP118-F</td><td>1</td><td>50</td><td>200</td></tr> <tr><td>GP118-G</td><td>1-1/4</td><td>50</td><td>100</td></tr> <tr><td>GP118-H</td><td>1-1/2</td><td>25</td><td>75</td></tr> <tr><td>GP118-I</td><td>2</td><td>20</td><td>60</td></tr> </tbody> </table>	<u>Part No</u> <u>No. de Piece</u>	<u>Pipe Size</u> <u>Dimension</u> <u>du Tuyau</u>	<u>Box</u> <u>Boite</u>	<u>Carton</u> <u>Caisse</u>	GP118-A	1/8	100	1,000	GP118-B	1/4	100	1,000	GP118-C	3/8	100	600	GP118-D	1/2	100	500	GP118-E	3/4	50	300	GP118-F	1	50	200	GP118-G	1-1/4	50	100	GP118-H	1-1/2	25	75	GP118-I	2	20	60												
<u>Part No</u> <u>No. de Piece</u>	<u>Pipe Size</u> <u>Dimension</u> <u>du Tuyau</u>	<u>Box</u> <u>Boite</u>	<u>Carton</u> <u>Caisse</u>																																																		
GP118-A	1/8	100	1,000																																																		
GP118-B	1/4	100	1,000																																																		
GP118-C	3/8	100	600																																																		
GP118-D	1/2	100	500																																																		
GP118-E	3/4	50	300																																																		
GP118-F	1	50	200																																																		
GP118-G	1-1/4	50	100																																																		
GP118-H	1-1/2	25	75																																																		
GP118-I	2	20	60																																																		
<p style="text-align: center;"><b>45° Street Elbow</b>  <b>Coude 45°</b>  <b>Male - Femelle</b></p> 	<table border="1"> <thead> <tr> <th><u>Part No</u> <u>No. de Piece</u></th> <th><u>Pipe Size</u> <u>Dimension</u> <u>du Tuyau</u></th> <th><u>Box</u> <u>Boite</u></th> <th><u>Carton</u> <u>Caisse</u></th> </tr> </thead> <tbody> <tr><td>GP124-A</td><td>1/8</td><td>70</td><td>840</td></tr> <tr><td>GP124-B</td><td>1/4</td><td>40</td><td>480</td></tr> <tr><td>GP124-C</td><td>3/8</td><td>50</td><td>600</td></tr> <tr><td>GP124-D</td><td>1/2</td><td>75</td><td>450</td></tr> <tr><td>GP124-E</td><td>3/4</td><td>40</td><td>240</td></tr> <tr><td>GP124-F</td><td>1</td><td>25</td><td>150</td></tr> <tr><td>GP124-G</td><td>1-1/4</td><td>10</td><td>80</td></tr> <tr><td>GP124-H</td><td>1-1/2</td><td>10</td><td>60</td></tr> <tr><td>GP124-I</td><td>2</td><td>12</td><td>36</td></tr> <tr><td>GP124-J</td><td>2-1/2</td><td>5</td><td>25</td></tr> <tr><td>GP124-K</td><td>3</td><td>6</td><td>18</td></tr> <tr><td>GP124-L</td><td>4</td><td>-</td><td>7</td></tr> </tbody> </table>	<u>Part No</u> <u>No. de Piece</u>	<u>Pipe Size</u> <u>Dimension</u> <u>du Tuyau</u>	<u>Box</u> <u>Boite</u>	<u>Carton</u> <u>Caisse</u>	GP124-A	1/8	70	840	GP124-B	1/4	40	480	GP124-C	3/8	50	600	GP124-D	1/2	75	450	GP124-E	3/4	40	240	GP124-F	1	25	150	GP124-G	1-1/4	10	80	GP124-H	1-1/2	10	60	GP124-I	2	12	36	GP124-J	2-1/2	5	25	GP124-K	3	6	18	GP124-L	4	-	7
<u>Part No</u> <u>No. de Piece</u>	<u>Pipe Size</u> <u>Dimension</u> <u>du Tuyau</u>	<u>Box</u> <u>Boite</u>	<u>Carton</u> <u>Caisse</u>																																																		
GP124-A	1/8	70	840																																																		
GP124-B	1/4	40	480																																																		
GP124-C	3/8	50	600																																																		
GP124-D	1/2	75	450																																																		
GP124-E	3/4	40	240																																																		
GP124-F	1	25	150																																																		
GP124-G	1-1/4	10	80																																																		
GP124-H	1-1/2	10	60																																																		
GP124-I	2	12	36																																																		
GP124-J	2-1/2	5	25																																																		
GP124-K	3	6	18																																																		
GP124-L	4	-	7																																																		

**Galvanized Pipe Fittings**  
**Raccords Malléable Galvanisés**  
*( standard 150 lbs )*




**Reducing Coupling**  
**Raccord Réducteur**



<u>Part No</u> <u>No. de Piece</u>	<u>Pipe Size</u> <u>Dimension</u> <u>du Tuyau</u>	<u>Box</u> <u>Boite</u>	<u>Carton</u> <u>Caisse</u>
GP119-BA	1/4 X 1/8	50	600
GP119-CA	3/8 X 1/8	35	420
GP119-CB	3/8 X 1/4	30	360
GP119-DA	1/2 X 1/8	50	600
GP119-DB	1/2 X 1/4	50	600
GP119-DC	1/2 X 3/8	40	480
GP119-EA	3/4 X 1/8	35	420
GP119-EB	3/4 X 1/4	30	360
GP119-EC	3/4 X 3/8	30	360
GP119-ED	3/4 X 1/2	60	360
GP119-FC	1 X 3/8	30	240
GP119-FD	1 X 1/2	30	240
GP119-FE	1 X 3/4	25	200
GP119-GD	1-1/4 X 1/2	25	150
GP119-GE	1-1/4 X 3/4	25	150
GP119-GF	1-1/4 X 1	15	120
GP119-HD	1-1/2 X 1/2	20	120
GP119-HE	1-1/2 X 3/4	15	120
GP119-HF	1-1/2 X 1	25	100
GP119-HG	1-1/2 X 1-1/4	12	96
GP119-ID	2 X 1/2	14	84
GP119-IE	2 X 3/4	14	84
GP119-IF	2 X 1	14	84
GP119-IG	2 X 1-1/4	14	84
GP119-IH	2 X 1-1/2	12	72
GP119-JF	2-1/2 X 1	20	40
GP119-JG	2-1/2 X 1-1/4	20	40
GP119-JH	2-1/2 X 1-1/2	20	40
GP119-JI	2-1/2 X 2	20	40
GP119-KF	3 X 1	16	32
GP119-KG	3 X 1-1/4	16	32
GP119-KH	3 X 1-1/2	16	32
GP119-KI	3 X 2	16	32
GP119-KJ	3 X 2-1/2	12	24
GP119-LH	4 X 1-1/2	6	18
GP119-LI	4 X 2	6	18
GP119-LJ	4 X 2-1/2	6	18
GP119-LK	4 X 3	6	18

## *Weldable Steel Fittings*

### *Raccords Daciér Soudable*

<p><b>Standard Merchant Couplings</b> <b>Raccords Marchand Standard</b></p> 	<table border="1"> <thead> <tr> <th><u>Part No</u> <u>No. de Piece</u></th> <th><u>Pipe Size</u> <u>Dimension</u> <u>du Tuyau</u></th> <th><u>Carton</u> <u>Caisse</u></th> </tr> </thead> <tbody> <tr><td>WS103-A</td><td>1/8</td><td>100</td></tr> <tr><td>WS103-B</td><td>1/4</td><td>100</td></tr> <tr><td>WS103-C</td><td>3/8</td><td>100</td></tr> <tr><td>WS103-D</td><td>1/2</td><td>100</td></tr> <tr><td>WS103-E</td><td>3/4</td><td>50</td></tr> <tr><td>WS103-F</td><td>1</td><td>30</td></tr> <tr><td>WS103-G</td><td>1-1/4</td><td>25</td></tr> <tr><td>WS103-H</td><td>1-1/2</td><td>25</td></tr> <tr><td>WS103-I</td><td>2</td><td>20</td></tr> <tr><td>WS103-J</td><td>2-1/2</td><td>-</td></tr> <tr><td>WS103-K</td><td>3</td><td>-</td></tr> <tr><td>WS103-L</td><td>4</td><td>-</td></tr> </tbody> </table>	<u>Part No</u> <u>No. de Piece</u>	<u>Pipe Size</u> <u>Dimension</u> <u>du Tuyau</u>	<u>Carton</u> <u>Caisse</u>	WS103-A	1/8	100	WS103-B	1/4	100	WS103-C	3/8	100	WS103-D	1/2	100	WS103-E	3/4	50	WS103-F	1	30	WS103-G	1-1/4	25	WS103-H	1-1/2	25	WS103-I	2	20	WS103-J	2-1/2	-	WS103-K	3	-	WS103-L	4	-									
<u>Part No</u> <u>No. de Piece</u>	<u>Pipe Size</u> <u>Dimension</u> <u>du Tuyau</u>	<u>Carton</u> <u>Caisse</u>																																															
WS103-A	1/8	100																																															
WS103-B	1/4	100																																															
WS103-C	3/8	100																																															
WS103-D	1/2	100																																															
WS103-E	3/4	50																																															
WS103-F	1	30																																															
WS103-G	1-1/4	25																																															
WS103-H	1-1/2	25																																															
WS103-I	2	20																																															
WS103-J	2-1/2	-																																															
WS103-K	3	-																																															
WS103-L	4	-																																															
<p><b>Merchant Half Coupling</b> <b>Demi - Raccord Marchand</b></p> 	<table border="1"> <thead> <tr> <th><u>Part No</u> <u>No. de Piece</u></th> <th><u>Pipe Size</u> <u>Dimension</u> <u>du Tuyau</u></th> <th><u>Carton</u> <u>Caisse</u></th> </tr> </thead> <tbody> <tr><td>HC103-A</td><td>1/8</td><td>100</td></tr> <tr><td>HC103-B</td><td>1/4</td><td>100</td></tr> <tr><td>HC103-C</td><td>3/8</td><td>100</td></tr> <tr><td>HC103-D</td><td>1/2</td><td>100</td></tr> <tr><td>HC103-E</td><td>3/4</td><td>100</td></tr> <tr><td>HC103-F</td><td>1</td><td>50</td></tr> <tr><td>HC103-G</td><td>1-1/4</td><td>50</td></tr> <tr><td>HC103-H</td><td>1-1/2</td><td>50</td></tr> <tr><td>HC103-I</td><td>2</td><td>50</td></tr> <tr><td>HC103-J</td><td>2-1/2</td><td>-</td></tr> <tr><td>HC103-K</td><td>3</td><td>-</td></tr> <tr><td>HC103-L</td><td>4</td><td>-</td></tr> </tbody> </table>	<u>Part No</u> <u>No. de Piece</u>	<u>Pipe Size</u> <u>Dimension</u> <u>du Tuyau</u>	<u>Carton</u> <u>Caisse</u>	HC103-A	1/8	100	HC103-B	1/4	100	HC103-C	3/8	100	HC103-D	1/2	100	HC103-E	3/4	100	HC103-F	1	50	HC103-G	1-1/4	50	HC103-H	1-1/2	50	HC103-I	2	50	HC103-J	2-1/2	-	HC103-K	3	-	HC103-L	4	-									
<u>Part No</u> <u>No. de Piece</u>	<u>Pipe Size</u> <u>Dimension</u> <u>du Tuyau</u>	<u>Carton</u> <u>Caisse</u>																																															
HC103-A	1/8	100																																															
HC103-B	1/4	100																																															
HC103-C	3/8	100																																															
HC103-D	1/2	100																																															
HC103-E	3/4	100																																															
HC103-F	1	50																																															
HC103-G	1-1/4	50																																															
HC103-H	1-1/2	50																																															
HC103-I	2	50																																															
HC103-J	2-1/2	-																																															
HC103-K	3	-																																															
HC103-L	4	-																																															
<p><b>Weldable Steel Bushing</b> <b>Reduceur Daciér Soudable</b></p> 	<table border="1"> <thead> <tr> <th><u>Part No</u> <u>No. de Piece</u></th> <th><u>Pipe Size</u> <u>Dimension</u> <u>du Tuyau</u></th> <th><u>Carton</u> <u>Caisse</u></th> </tr> </thead> <tbody> <tr><td>WS110-BA</td><td>1/4 X 1/8</td><td>100</td></tr> <tr><td>WS110-CA</td><td>3/8 X 1/8</td><td>100</td></tr> <tr><td>WS110-CB</td><td>3/8 X 1/4</td><td>100</td></tr> <tr><td>WS110-DA</td><td>1/2 X 1/8</td><td>100</td></tr> <tr><td>WS110-DB</td><td>1/2 X 1/4</td><td>100</td></tr> <tr><td>WS110-DC</td><td>1/2 X 3/8</td><td>100</td></tr> <tr><td>WS110-EA</td><td>3/4 X 1/8</td><td>100</td></tr> <tr><td>WS110-EB</td><td>3/4 X 1/4</td><td>100</td></tr> <tr><td>WS110-EC</td><td>3/4 X 3/8</td><td>100</td></tr> <tr><td>WS110-ED</td><td>3/4 X 1/2</td><td>100</td></tr> <tr><td>WS110-FA</td><td>1 X 1/8</td><td>50</td></tr> <tr><td>WS110-FB</td><td>1 X 1/4</td><td>50</td></tr> <tr><td>WS110-FC</td><td>1 X 3/8</td><td>50</td></tr> <tr><td>WS110-FD</td><td>1 X 1/2</td><td>50</td></tr> <tr><td>WS110-FE</td><td>1 X 3/4</td><td>50</td></tr> </tbody> </table>	<u>Part No</u> <u>No. de Piece</u>	<u>Pipe Size</u> <u>Dimension</u> <u>du Tuyau</u>	<u>Carton</u> <u>Caisse</u>	WS110-BA	1/4 X 1/8	100	WS110-CA	3/8 X 1/8	100	WS110-CB	3/8 X 1/4	100	WS110-DA	1/2 X 1/8	100	WS110-DB	1/2 X 1/4	100	WS110-DC	1/2 X 3/8	100	WS110-EA	3/4 X 1/8	100	WS110-EB	3/4 X 1/4	100	WS110-EC	3/4 X 3/8	100	WS110-ED	3/4 X 1/2	100	WS110-FA	1 X 1/8	50	WS110-FB	1 X 1/4	50	WS110-FC	1 X 3/8	50	WS110-FD	1 X 1/2	50	WS110-FE	1 X 3/4	50
<u>Part No</u> <u>No. de Piece</u>	<u>Pipe Size</u> <u>Dimension</u> <u>du Tuyau</u>	<u>Carton</u> <u>Caisse</u>																																															
WS110-BA	1/4 X 1/8	100																																															
WS110-CA	3/8 X 1/8	100																																															
WS110-CB	3/8 X 1/4	100																																															
WS110-DA	1/2 X 1/8	100																																															
WS110-DB	1/2 X 1/4	100																																															
WS110-DC	1/2 X 3/8	100																																															
WS110-EA	3/4 X 1/8	100																																															
WS110-EB	3/4 X 1/4	100																																															
WS110-EC	3/4 X 3/8	100																																															
WS110-ED	3/4 X 1/2	100																																															
WS110-FA	1 X 1/8	50																																															
WS110-FB	1 X 1/4	50																																															
WS110-FC	1 X 3/8	50																																															
WS110-FD	1 X 1/2	50																																															
WS110-FE	1 X 3/4	50																																															

# *Master's Pipe Thread Sealant*

## *Master's Seallant pour Filetage*

***Metallic Compound***  
***Pate Metalique***



<i>Part No.</i>	<i>Description</i>
CP250F	250 ML PLAIN-TOP
CP250BT	250 ML BRUSH-TOP
CP1L	1 LITRE
CP4L	4 LITRES

LISTED BY UNDERWRITERS LABORATORIES OF CANADA  
LISTÉ AU UNDERWRITERS LABORATORIES OF CANADA

***Non-Metallic Compound***  
***Pate Non-Metalique***



<i>Part No.</i>	<i>Description</i>
NM250F	250 ML PLAIN-TOP
NM250BT	250 ML BRUSH-TOP
NM1L	1 LITRE
NM4L	4 LITRES
NM20L	20 LITRES


LISTED BY UNDERWRITERS LABORATORIES OF CANADA  
LISTÉ AU UNDERWRITERS LABORATORIES OF CANADA

***Pro-Dope***



<i>Part No.</i>	<i>Description</i>
PD250BT	250 ML BRUSH-TOP
PD500BT	500 ML BRUSH-TOP
PD1L	1 LITRE
PD4L	4 LITRES
PD20L	20 LITRES

LISTED BY UNDERWRITERS LABORATORIES OF CANADA  
LISTÉ AU UNDERWRITERS LABORATORIES OF CANADA





# Contact Information

## *Burnaby Warehouse*

**Versa Fittings & Mfg. Inc.**

7810 Express St.  
Burnaby, British Columbia  
V5A 1T4  
Phone (604) 420-6540  
Fax (604) 420-6545

## *Calgary Warehouse*

**Versa Fittings & Mfg. Inc.**

Bay 8, 4451-61ST Ave. S. E.  
Calgary, Alberta  
T2C 1Z6  
Phone (403) 203-9300  
Fax (403) 279-4583

## *Saskatoon Warehouse*

**Versa Fittings & Mfg. Inc.**

#5-218 48th Street East  
Saskatoon, Saskatchewan  
S7K 6A4  
Phone (306) 978-7877  
Fax (306) 978-7907

## *Winnipeg Warehouse*

**Versa Fittings & Mfg. Inc.**

983 Century St.  
Winnipeg, Manitoba  
R3H 0W4  
Phone (204) 694-8068  
Fax (204) 694-8113

## *London Warehouse*

**Versa Fittings & Mfg. Inc.**

79 Bessemer Rd., Units # 23-27  
London, Ontario  
N6E 1P9  
Phone (519) 690-2368  
Fax (519) 690-2371  
Toll Free Fax (877) 588-1999

## *Waterloo Warehouse*

**Versa Fittings & Mfg. Inc.**

608 Weber St. N., Unit # 6  
Waterloo, Ontario  
N2V 1K4  
Phone (519) 725-5619  
Fax (519) 725-5621  
Toll Free Fax (877) 229-2284

## *Mississauga Warehouse*

**Versa Fittings & Mfg. Inc.**

**(Head Office & Manufacturing Plant)**

290 Courtneypark Drive East  
Mississauga, Ontario  
L5T 2S5  
Phone (905) 564-2600  
Local Fax (905) 564-2619  
Toll Free Fax (800) 567-2537

## *Ville St. Laurent Warehouse*

**Raccords Versa Inc.**

2313-15 Rue Guénette  
Ville Saint Laurent, Quebec  
H4R 2E9  
Phone (514) 339-1139  
Fax (514) 339-2601  
Toll Free Fax (800) 265-1093

## *Moncton Warehouse*

**Versa Fittings & Mfg. Inc.**

361 Baig Blvd  
Moncton, New Brunswick  
E1E 1E1

Member of:  
Mechanical Contractors Association of Canada

[www.versafittings.com](http://www.versafittings.com)